



Government of Karnataka
Department of Collegiate Education
GOVERNMENT FIRST GRADE COLLEGE, MUDHOL.
(Affiliated to Rani Channamma University, Belagavi)
INTERNAL QUALITY ASSURANCE CELL

**ANALYSIS OF FEEDBACK OF STUDENTS ON SYLLABUS
FOR THE YEAR 2017-18**

1.1 Feedback from Students on the Syllabus

Table No.1

Total No. of Students	No. of Students Responses
395	96 (25%)

Table No.2

Parameter / Criteria	Is syllabus creating interest in you	The link between the chapter is	Availability of the reference books	Did the syllabus fulfill the expectations	Overall the syllabus was
Very Good	80	36	70	56	54
Good	16	60	22	36	42
Average	00	00	04	04	00
Acceptable	00	00	00	00	00
Poor	00	00	00	00	00
Total	96	96	96	96	96


Principal
Govt. First Grade College
MUDHOL-587 313.Dt:Bagalkot

STUDENTS' RESPONSE ON SYLLABUS SHOWN IN BAR CHART

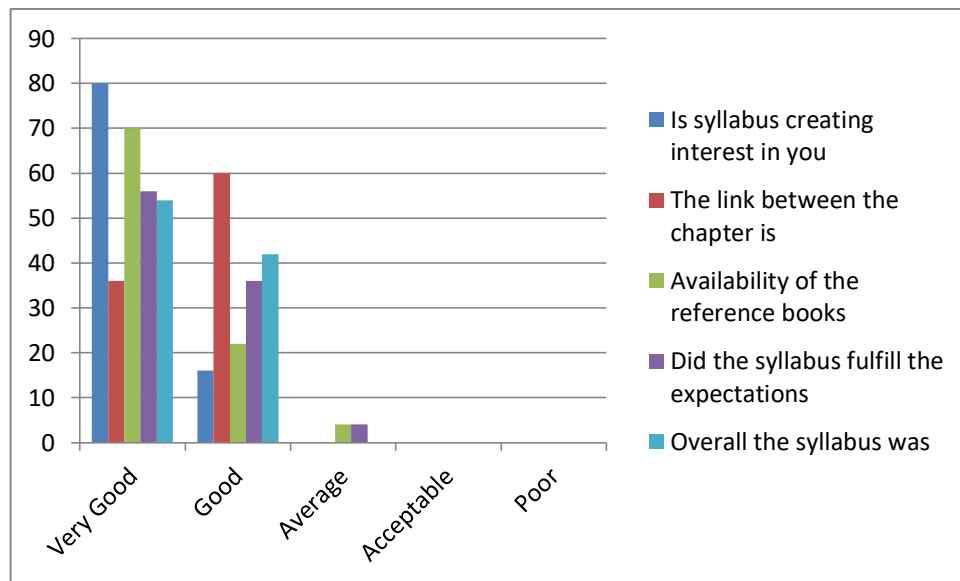


Table Nos.1 & 2 and the above Bar Chart indicates that majority of the students have opined that syllabus is very good and creates good interest in them, and they feel that there is a link between chapters is good. Students have also expressed their satisfaction with reference to the availability of reference books in library. It also shows that the present syllabus is reaching the expectations of the pupils. Hence, the overall opinion of the students on syllabus is good and meager number of the students was dissatisfied on syllabus.

Action to be taken:

After receiving the feedback from the students on the syllabus, they were appreciated on their genuine feedback on open platform. It is also considered that meager no. of students who expressed dissatisfaction about the syllabus were personally invited and interaction has been held in order to make syllabus interesting from their point of view.


Principal
Govt. First Grade College
MUDHOL-587 313.Dt.Bagalkot

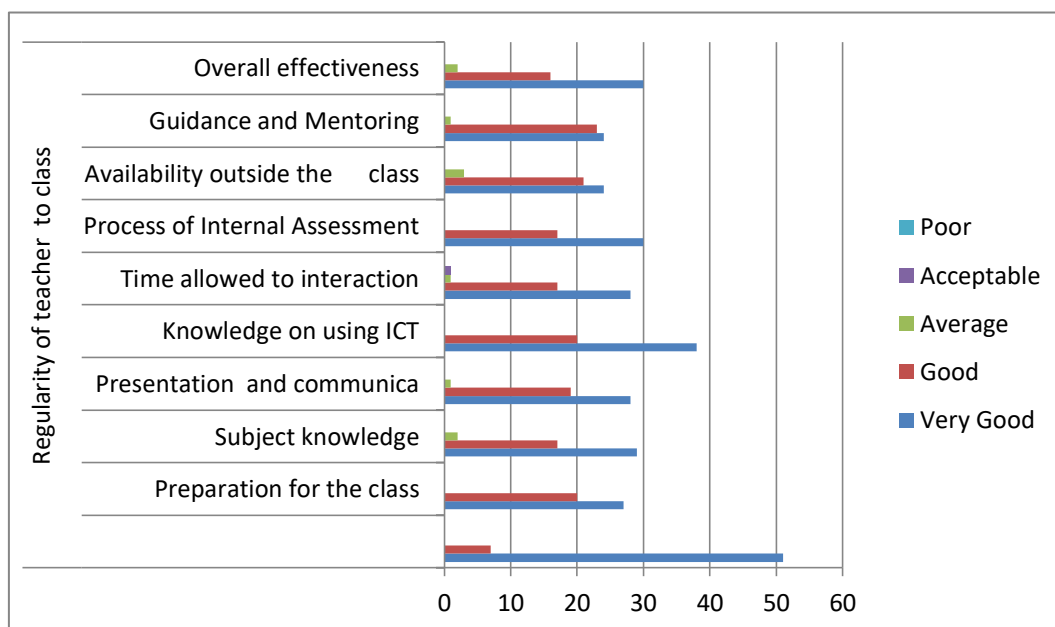
ANALYSIS OF FEEDBACK OF STUDENTS ON TEACHERS FOR THE YEAR 2017-18

1.2 Feedback from Students on Teachers:

Table - Students' Response on Teachers

Parameter / Criteria	Regularity of teacher to class	Preparation for the class	Subject knowledge	Presentation and communication skill	Knowledge on using ICT	Time allowed to interaction	Process of Internal Assessment by teacher	Availability outside the class	Guidance and Mentoring	Overall effectiveness
Very Good	51	27	29	28	38	28	30	24	24	30
Good	07	20	17	19	20	17	17	21	23	16
Average	00	00	02	01	00	01	0	03	01	02
Acceptable	00	00	00	00	00	01	00	00	00	00
Poor	00	00	00	00	00	00	00	00	00	00

BAR CHART SHOWING THE FEEDBACK OF THE STUDENTS ON TEACHERS




Principal
 Govt. First Grade College
 MUDHOL-587 313.Dt:Bagalkot

Analysis of Feedback of Students on Teachers:

Table No.1 and the Bar Chart represent the feedback given by the students on teachers' performance based on the questionnaire chalked out by the NAAC. As observed from the table and Bar Chart, overall teacher's performance is very good and still there is a scope for improvement in teaching learning process.

Action to be taken:

Based on the analysis of feedback of students on Teachers, all the teaching faculty are advised to take a note of the feedback provided by the students and to improve their performance in teaching learning process in an innovative way.

Feedback from Alumnus on Academics/College Administration/Infrastructure

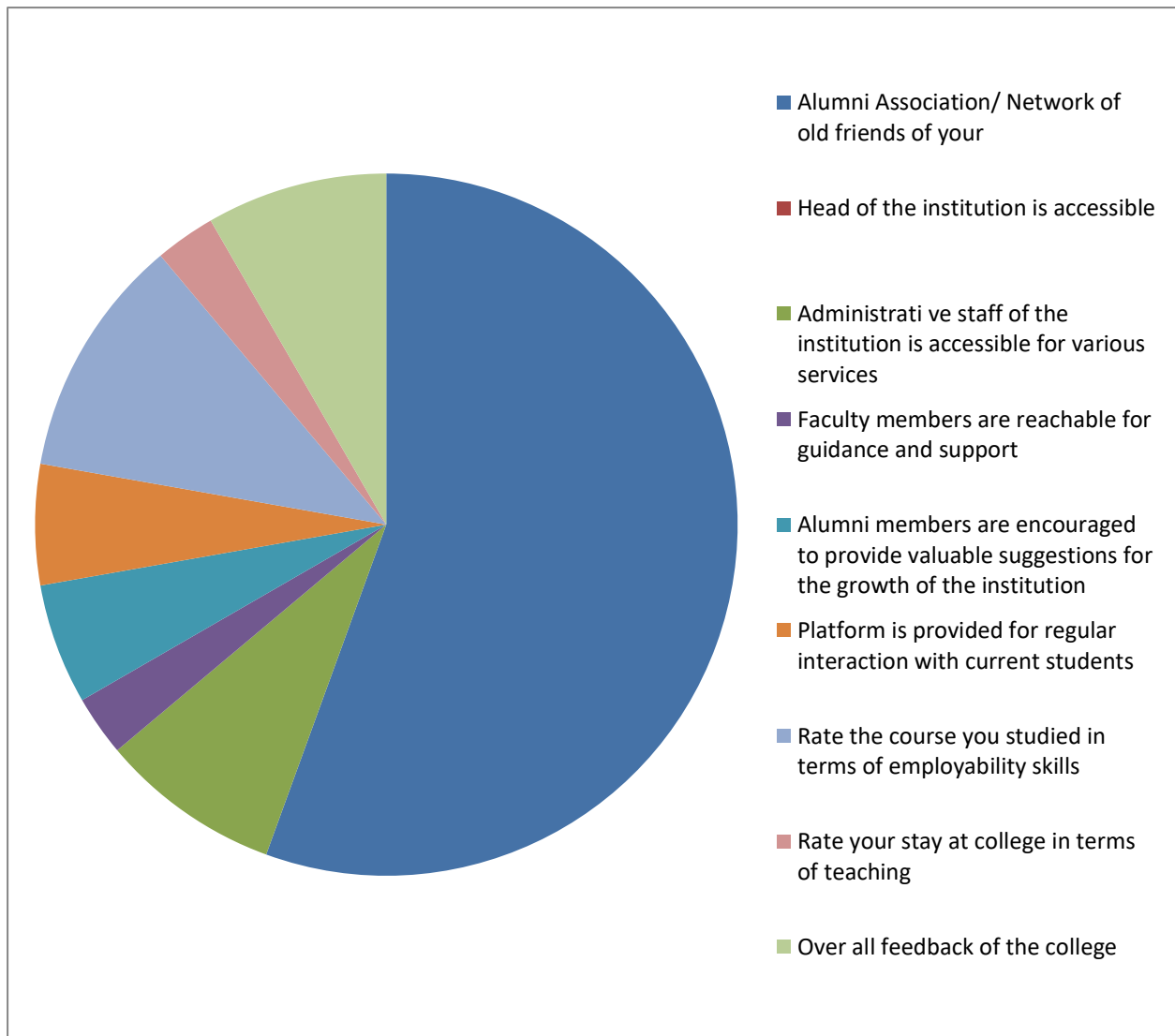
Feedback obtained from the alumni in the format is as follows:

Table - Alumni responses on Academics/College Administration/Infrastructure

	Alumni Association/ Network of old friends of your college	Head of the institution is accessible	Administrative staff of the institution is accessible for various services	Faculty members are reachable for guidance and support	Alumni members are encouraged to provide valuable suggestions for the growth of the institution	Platform is provided for regular interaction with current students	Rate the course you studied in terms of employability skills	Rate your stay at college in terms of teaching	Over all feedback of the college
Very Good	20	00	03	01	02	02	04	01	03
Good	00	01	16	15	14	13	10	18	16
Average	00	15	01	04	02	05	05	01	01
Acceptable	00	02	00	00	00	00	00	00	00
Poor	00	02	00	00	02	00	01	00	00
Total	20	20	20	00	20	20	20	20	20


Principal
Govt. First Grade College
MUDHOL-587 313.Dt:Bagalkot

PIE CHART SHOWING THE FEEDBACK OF THE ALUMNUS



The above table and Pie Chart shows the feedback of the Alumnus on Academics / College Administration / Infrastructure.

Action to be taken:

Based on the feedback obtained from the Alumnus, Institution needs to work more along with the co-ordination of the alumni for the betterment of the institution.


Principal
Govt. First Grade College
MUDHOL-587 313.Dt:Bagalkot