

The Annual Quality Assurance Report (AQAR) of the IQAC

Part – A

AQAR for the year (for example 2013-14)

2015-2016

1. Details of the Institution

1.1 Name of the Institution

Government First Grade College, K R Puram

1.2 Address Line 1

College Road

Address Line 2

Krishnarajapura Extension

City/Town

Bengaluru

State

Karnataka

Pin Code

560036

Institution e-mail address

gfgckrpuram@gmail.com

Contact Nos.

080-25612375

Name of the Head of the Institution:

Dr. T C Chandrashekar

Tel. No. with STD Code:

080-25612375

Mobile:

9845408022

Name of the IQAC Co-ordinator:

Francis Maria Anand L

Mobile:

9845292194

IQAC e-mail address:

iqackrp@gmail.com

1.3 NAAC Track ID (For ex. MHC0GN 18879)

12191

OR

1.4 NAAC Executive Committee No. & Date:

EC/59/RAR/18 dated 21-4-2012

(For Example EC/32/A&A/143 dated 3-5-2004.

This EC no. is available in the right corner- bottom of your institution's Accreditation Certificate)

1.5 Website address:

www.gfgckrpuram.kar.nic.in

Web-link of the AQAR:

<http://www.gfgckrpuram.kar.nic.in/AQAR2015-16>

For ex. <http://www.ladykeanecollege.edu.in/AQAR2012-13.doc>

1.6 Accreditation Details

Sl. No.	Cycle	Grade	CGPA	Year of Accreditation	Validity Period
1	1 st Cycle	B+	2.75	2004	05
2	2 nd Cycle	B	2.82	2012	2017
3	3 rd Cycle				
4	4 th Cycle				

1.7 Date of Establishment of IQAC :

DD/MM/YYYY

20/08/2004

1.8 Details of the previous year's AQAR submitted to NAAC after the latest Assessment and Accreditation by NAAC (*for example AQAR 2010-11 submitted to NAAC on 12-10-2011*)

- i. AQAR__2012-13 submitted to NAAC on 05/05/2014
- ii. AQAR__2013- 14 submitted to NAAC on 31/10/2014
- iii. AQAR__2014 -15 submitted to NAAC on 30/07/2015
- iv. AQAR__2015-16 submitted to NAAC on 30/06/2016

1.9 Institutional Status

University State Central Deemed Private

Affiliated College Yes No

Constituent College Yes No

Autonomous college of UGC Yes No

Regulatory Agency approved Institution Yes No

(eg. AICTE, BCI, MCI, PCI, NCI)

Type of Institution Co-education Men Women
 Urban Rural Tribal

Financial Status Grant-in-aid UGC 2(f) UGC 12B
 Grant-in-aid + Self Financing Totally Self-financing

1.10 Type of Faculty/Programme

Arts Science Commerce Law PEI (Phys Edu)

TEI (Edu) Engineering Health Science Management

Others (Specify)

1.11 Name of the Affiliating University (*for the Colleges*)

Bangalore University

1.12 Special status conferred by Central/ State Government-- UGC/CSIR/DST/DBT/ICMR etc

Autonomy by State/Central Govt. / University	--		
University with Potential for Excellence	--	UGC-CPE	--
DST Star Scheme	--	UGC-CE	--
UGC-Special Assistance Programme	--	DST-FIST	--
UGC-Innovative PG programmes	--	Any other (<i>Specify</i>)	Research Centre in Kannada
UGC-COP Programmes	--		

2. IQAC Composition and Activities

2.1 No. of Teachers	07
2.2 No. of Administrative/Technical staff	01
2.3 No. of students	03
2.4 No. of Management representatives	02
2.5 No. of Alumni	02
2. 6 No. of any other stakeholder and community representatives	02
2.7 No. of Employers/ Industrialists	01
2.8 No. of other External Experts	--
2.9 Total No. of members	18
2.10 No. of IQAC meetings held	12

2.11 No. of meetings with various stakeholders: Faculty

Non-Teaching Staff Students Alumni Others

2.12 Has IQAC received any funding from UGC during the year? Yes No

If yes, mention the amount

2.13 Seminars and Conferences (only quality related)

(i) No. of Seminars/Conferences/ Workshops/Symposia organized by the IQAC

Total Nos. International National State Institution Level

(ii) Themes

2.14 Significant Activities and contributions made by IQAC

2.15 Plan of Action by IQAC/Outcome

The plan of action chalked out by the IQAC in the beginning of the year towards quality enhancement and the outcome achieved by the end of the year *

Plan of Action	Achievements
Motivated the faculty in effective teaching and learning with the use of ICT and e-learning	Most of the faculty are involved in using technology in teaching and a few are selected as resource persons for the content generation to promote e- learning by the state government.
To organise more seminars and conferences at both national and international levels	A couple of faculty have been granted with UGC minor research projects
Instrumental in getting National conference in commerce	A couple of faculty have been selected for PhD course through Faculty Improvement Program

* Attach the Academic Calendar of the year as Annexure.

2.15 Whether the AQAR was placed in statutory body Yes No

Management Syndicate Any other body

Provide the details of the action taken

Few additions were recommended by the IQAC committee and is incorporated in the report. The institution applied and been granted with 3 New PG courses.

Part – B

Criterion – I

1. Curricular Aspects

1.1 Details about Academic Programmes

Level of the Programme	Number of existing Programmes	Number of programmes added during the year	Number of self-financing programmes	Number of value added / Career Oriented programmes
PhD	--			
PG	04			
UG	04			
PG Diploma	--			
Advanced Diploma	--			
Diploma	--			
Certificate	--			
Others	--			02
Total	08			02
Interdisciplinary	--			
Innovative	--			

1.2 (i) Flexibility of the Curriculum: CBCS/Core/Elective option / Open options

(ii) Pattern of programmes:

Pattern	Number of programmes
Semester	08
Trimester	
Annual	

1.3 Feedback from stakeholders* Alumni Parents Employers Students
(On all aspects)

Mode of feedback : Online Manual Co-operating schools (for PEI)

*Please provide an analysis of the feedback in the Annexure

1.4 Whether there is any revision/update of regulation or syllabi, if yes, mention their salient aspects.

As per the University's Revision

1.5 Any new Department/Centre introduced during the year. If yes, give details.

Research Centre in Kannada, PG departments in Commerce, Economics, Political - Science

Criterion – II

2. Teaching, Learning and Evaluation

2.1 Total No. of permanent faculty

Total	Asst. Professors	Associate Professors	Professors	Others
48	28	19	--	01

2.2 No. of permanent faculty with Ph.D.

16

2.3 No. of Faculty Positions Recruited (R) and Vacant (V) during the year

Asst. Professors		Associate Professors		Professors		Others		Total	
R	V	R	V	R	V	R	V	R	V
--	--	--	--	--	--	--	--	--	--

2.4 No. of Guest and Visiting faculty and Temporary faculty

40

-

--

2.5 Faculty participation in conferences and symposia:

No. of Faculty	International level	National level	State level
Attended	01	07	02
Presented papers	01	06	02
Resource Persons	00	04	02

2.6 Innovative processes adopted by the institution in Teaching and Learning:

E-learning and smart classes for effective teaching and learning

2.7 Total No. of actual teaching days during this academic year 180

2.8 Examination/ Evaluation Reforms initiated by the Institution (for example: Open Book Examination, Bar Coding, Double Valuation, Photocopy, Online Multiple Choice Questions) As per the guidelines of the affiliating University

2.9 No. of faculty members involved in curriculum restructuring/revision/syllabus development as member of Board of Study/Faculty/Curriculum Development workshop 08 07 15

2.10 Average percentage of attendance of students 85

2.11 Course/Programme wise distribution of pass percentage : Final Year

Title of the Programme	Total no. of students appeared	Division				
		Distinction %	I %	II %	III %	Pass %
BA	271	05	93	40	47	68
BSc	77	02	15	13	NIL	40
BBM	48	NIL	06	20	05	65
BCom	216	03	38	27	20	41
MA	08	08	--	--	--	100

2.12 How does IQAC Contribute/Monitor/Evaluate the Teaching & Learning processes :

By facilitating the faculty towards usage of ICT and arranging training programmes to use technology in teaching and evaluating the pupil.

2.13 Initiatives undertaken towards faculty development 14

<i>Faculty / Staff Development Programmes</i>	<i>Number of faculty benefitted</i>
Refresher courses	04
UGC – Faculty Improvement Programme	02
HRD programmes	02
Orientation programmes	01
Faculty exchange programme	--
Staff training conducted by the university	
Staff training conducted by other institutions	01

Summer / Winter schools, Workshops, etc.	04
Others	

2.14 Details of Administrative and Technical staff

Category	Number of Permanent Employees	Number of Vacant Positions	Number of permanent positions filled during the Year	Number of positions filled temporarily
Administrative Staff	08		--	
Technical Staff	02			

Criterion – III

3. Research, Consultancy and Extension

3.1 Initiatives of the IQAC in Sensitizing/Promoting Research Climate in the institution

Providing a conducive atmosphere to carry out research activities.
Motivated faculty to apply for research projects through various funding agencies.

3.2 Details regarding major projects

	Completed	Ongoing	Sanctioned	Submitted
Number	--	--	--	--
Outlay in Rs. Lakhs	--	--	--	---

3.3 Details regarding minor projects

	Completed	Ongoing	Sanctioned	Submitted
Number	05	01	01	05
Outlay in Rs. Lakhs	5.00	1.55	0.90	

3.4 Details on research publications

	International	National	Others
Peer Review Journals	07	01	--
Non-Peer Review Journals	01	02	--
e-Journals	--	--	--
Conference proceedings	01	13	05

3.5 Details on Impact factor of publications:

Range Average h-index Nos. in SCOPUS

3.6 Research funds sanctioned and received from various funding agencies, industry and other organisations

Nature of the Project	Duration Year	Name of the funding Agency	Total grant sanctioned	Received
Major projects	--	--	--	--
Minor Projects	01	UGC	0.90	NIL
Interdisciplinary Projects	--	--	--	--
Industry sponsored	--	--	--	--
Projects sponsored by the University/ College	--	--	--	--
Students research projects <i>(other than compulsory by the University)</i>	--	--	--	--
Any other(Specify)	--	--	--	--
Total	01	UGC	0.90	NIL

NIL

3.7 No. of books published i) With ISBN No. Chapters in Edited Books

ii) Without ISBN No.

3.8 No. of University Departments receiving funds from

UGC-SAP CAS DST-FIST
DPE DBT Scheme/funds

3.9 For colleges
Autonomy CPE DBT Star Scheme
INSPIRE CE Any Other (specify)

3.10 Revenue generated through consultancy

3.11 No. of conferences organized by the Institution

Level	International	National	State	University	College
Number	--	--	--	--	01
Sponsoring agencies	--	--	--	--	IQAC

3.12 No. of faculty served as experts, chairpersons or resource persons

3.13 No. of collaborations International National Any other

3.14 No. of linkages created during this year

3.15 Total budget for research for current year in lakhs :

From Funding agency From Management of University/College

Total

3.16 No. of patents received this year

Type of Patent		Number
National	Applied	--
	Granted	--
International	Applied	--
	Granted	--
Commercialised	Applied	--
	Granted	--

3.17 No. of research awards/ recognitions received by faculty and research fellows
Of the institute in the year

Total	International	National	State	University	Dist	College
--	--	--	--	--	--	--

3.18 No. of faculty from the Institution who are Ph. D. Guides
and students registered under them

3.19 No. of Ph.D. awarded by faculty from the Institution

3.20 No. of Research scholars receiving the Fellowships (Newly enrolled + existing ones)

JRF SRF Project Fellows Any other

3.21 No. of students Participated in NSS events:

University level State level
National level International level

3.22 No. of students participated in NCC events:

University level	<input type="text" value="80"/>	State level	<input type="text" value="--"/>
National level	<input type="text" value="02"/>	International level	<input type="text" value="--"/>

3.23 No. of Awards won in NSS:

University level	<input type="text" value="--"/>	State level	<input type="text" value="--"/>
National level	<input type="text" value="--"/>	International level	<input type="text" value="--"/>

3.24 No. of Awards won in NCC:

University level	<input type="text" value="--"/>	State level	<input type="text" value="--"/>
National level	<input type="text" value="--"/>	International level	<input type="text" value="--"/>

3.25 No. of Extension activities organized

University forum	<input type="text"/>	College forum	<input type="text"/>		
NCC	<input type="text" value="02"/>	NSS	<input type="text" value="02"/>	Any other	<input type="text" value="IYRC-01"/>

3.26 Major Activities during the year in the sphere of extension activities and Institutional Social Responsibility

- An awareness rally was organised by the NCC Unit on gender sensitizing and issues on women harassment
- The Indian youth Red cross wing of the college participated in a blood donation drive –
- Organised a field visit to Indian Institute of Science to sensitize research aptitude among students

Criterion – IV

4. Infrastructure and Learning Resources

4.1 Details of increase in infrastructure facilities:

Facilities	Existing	Newly created	Source of Fund	Total LACS
Campus area	3.24 acres			
Class rooms	34	03	State Govt.	37
Laboratories	06	01		07
Seminar Halls	02	--		02
No. of important equipments purchased (\geq 10 lakh) during the current year.	--	--		--
Value of the equipment purchased during the year (Rs. in Lakhs)	UPS		UGC	5.00
	Projectors	25	RUSA	21.00
	Smart Devices	25	RUSA	
Others				

4.2 Computerization of administration and library

The administrative office and the library were provided with additional computers with Internet and intranet facility.

The administrative office is equipped with additional 2 exclusive lines for data transfer

4.3 Library services:

	Existing		Newly added		Total	
	No.	Value	No.	Value	No.	Value
Text Books	67235	3534094	10125	1674950	14529	5209044
Reference Books	7120	1651585	1025	198300	7120	1849885
e-Books	Access provided	--	Access provided	--		
Journals	25	19575	--	--	25	19575
e-Journals	--	--	Inflibnet	--	--	--
Digital Database	01	50000	--	--	01	50000
CD & Video	63	18820	12	--	75	18820
Others (specify)	--	--	--	--	--	--

4.4 Technology up gradation (overall)

	Total Computers	Computer Labs	Internet	Browsing Centres	Computer Centres	Office	Departments	Others
Existing	70	01	100Mbps	01	01	05	09	15
Added	--	--	3 Lines	--	--	--	--	--
Total	70	01	4 Lines	01	01	05	09	15

4.5 Computer, Internet access, training to teachers and students and any other programme for technology upgradation (Networking, e-Governance etc.)

Computer, Internet access , Computer literacy test and e-governance training

4.6 Amount spent on maintenance in lakhs :

i) ICT	1.00
ii) Campus Infrastructure and facilities	50.00
iii) Equipments	3.00
iv) Others	1.00
Total:	55.00

Criterion – V

5. Student Support and Progression

5.1 Contribution of IQAC in enhancing awareness about Student Support Services

IQAC organised orientation programme for students and regular information through peers.

5.2 Efforts made by the institution for tracking the progression

Through student counselling and feedback mechanisms
Student-Mentor system

5.3 (a) Total Number of students

UG	PG	Ph. D.	Others
2078	70	--	--

(b) No. of students outside the state

25

(c) No. of international students

NIL

Men	No	%	Women	No	%
	1067	49.6		1081	50.4

Last Year						This Year					
General	SC	ST	OBC	Physically Challenged	Total	General	SC	ST	OBC	Physically Challenged	Total
477	624	77	989	00	2167	322	687	81	1058	00	2148

Demand ratio 1:3 Dropout % 2

5.4 Details of student support mechanism for coaching for competitive examinations (If any)

Use of computer labs and Lecture series by resource person(s) from premier institutions

No. of students beneficiaries

32

5.5 No. of students qualified in these examinations

NET	--	SET/SLET	--	GATE	--	CAT	--
IAS/IPS etc	--	State PSC	--	UPSC	--	Others	32

5.6 Details of student counselling and career guidance

The college has a counselling centre-HITAISHI supervised by the Principal and the student counsellors.

The NCC and the faculty constantly educate the students on the various career opportunities.

The Institution in collaboration with the State Government organised Job Fair and career guidance programs

No. of students benefitted

5.7 Details of campus placement

<i>On campus</i>			<i>Off Campus</i>
Number of Organizations Visited	Number of Students Participated	Number of Students Placed	Number of Students Placed
25	120	25	125

5.8 Details of gender sensitization programmes

Several rallies and awareness programs are regularly organised

5.9 Students Activities

5.9.1 No. of students participated in Sports, Games and other events

State/ University level National level International level

No. of students participated in cultural events

State/ University level National level International level

5.9.2 No. of medals /awards won by students in Sports, Games and other events

Sports : State/ University level National level International level

Cultural: State/ University level National level International level

5.10 Scholarships and Financial Support

	Number of students	Amount
Financial support from institution	--	--
Financial support from government	355	2663176
Financial support from other sources	--	--
Number of students who received International/ National recognitions	--	--

5.11 Student organised / initiatives

Fairs : State/ University level National level International level

Exhibition: State/ University level National level International level

5.12 No. of social initiatives undertaken by the students

5.13 Major grievances of students (if any) redressed: NIL

Criterion – VI

6. Governance, Leadership and Management

6.1 State the Vision and Mission of the institution

Vision-“Our College aspires to achieve academic excellence with a holistic approach to transform the students into intelligent, creative, responsible and peace loving citizens of the world”

Mission: Provide a conducive atmosphere to achieve academic excellence

- Make the teaching-learning process interdisciplinary and research oriented, intellectually and practically enriching.
- Inculcate competitive spirit, social responsibility and leadership qualities among students.
- Sensitize the students on Environment, gender equity and social justice.
- Transform the students into intellectuals with the potential to contribute to the domain of knowledge.

6.2 Does the Institution has a management Information System

YES (Managed by State Government)

6.3 Quality improvement strategies adopted by the institution for each of the following:

6.3.1 Curriculum Development

As per University’s design

6.3.2 Teaching and Learning

Effective use of ICT and smart class lectures for teaching

6.3.3 Examination and Evaluation

As per the University’s guidelines

6.3.4 Research and Development

Motivate and facilitate faculty and students to actively participate in research

6.3.5 Library, ICT and physical infrastructure / instrumentation

Optimum utilisation of funds towards the improvement of infrastructure with modern gadgets and technology

6.3.6 Human Resource Management

Various committees have been constituted and the faculty strengths are harnessed for the betterment of the students and the institution

6.3.7 Faculty and Staff recruitment

As per State Govt. norms

6.3.8 Industry Interaction / Collaboration

The college with the help of the State Govt. has signed MoUs with a few industries and research institutes.

6.3.9 Admission of Students

Merit cum Roaster and online admissions

6.4 Welfare schemes for

Teaching	--
Non teaching	--
Students	--

6.5 Total corpus fund generated

--

6.6 Whether annual financial audit has been done

Yes

No

6.7 Whether Academic and Administrative Audit (AAA) has been done?

Audit Type	External		Internal	
	Yes/No	Agency	Yes/No	Authority
Academic	Yes	LIC	Yes	Principal
Administrative	Yes	DCE	Yes	Principal

6.8 Does the University/ Autonomous College declares results within 30 days?

For UG Programmes

Yes

No

For PG Programmes

Yes

No

6.9 What efforts are made by the University/ Autonomous College for Examination Reforms?

NA

6.10 What efforts are made by the University to promote autonomy in the affiliated/constituent colleges?

NA

6.11 Activities and support from the Alumni Association

Student interaction and philanthropy

6.12 Activities and support from the Parent – Teacher Association

Monitoring student academic improvement and counselling

6.13 Development programmes for support staff

Computer training and record maintenance training

6.14 Initiatives taken by the institution to make the campus eco-friendly

Installed solar panels for clean energy

Planted around 75 tree saplings

Criterion – VII

7. Innovations and Best Practices

7.1 Innovations introduced during this academic year which have created a positive impact on the functioning of the institution. Give details.

Attempted to introduce Smart classes through online and smart phone based learning . A plan has been made to introduce learning through MOOCS.

7.2 Provide the Action Taken Report (ATR) based on the plan of action decided upon at the beginning of the year

The Principal with the IQAC monitored the activities chalked out by the departments and the institution in the beginning of the academic year . The report is satisfactory.

7.3 Give two Best Practices of the institution (*please see the format in the NAAC Self-study Manuals*)

- Abhaya - Poor students fund generated by the monthly contributions by Staff and Philanthropists
- Transparency in the admission process
- Harnessing solar energy of up to 10kW by mounting 40 solar panels and supplying to National grid.

****Provide the details in annexure (annexure need to be numbered as i, ii,iii)***

7.4 Contribution to environmental awareness / protection

Educational seminars, talks and through awareness rallies

7.5 Whether environmental audit was conducted? Yes No

7.6 Any other relevant information the institution wishes to add. (for example SWOT Analysis)

The institution has received the grants to build an auditorium with the state of art facilities

The Institution is selected under RUSA for special grants


8. Plans of institution for next year

- Obtain academic autonomy and to provide quality education to the stake holders.
- Provide technology based learning
- Focus on research and development in the respective disciplines
- Set up Innovation club
- Motivate students to take up innovation based research activities
- To seek collaboration and MoUs from premier research institutes and industries
- To provide hostel facilities for students
- To inculcate in students the time tested traditional values in a more rational manner

Name : Francis Maria Anand L

Name: Dr. T C Chandrashekar


Signature of the Coordinator, IQAC


Signature of the Chairperson, IQAC
PRINCIPAL
Govt. First Grade College
K. R. Puram, Bengaluru-560

ANNEXURE-I



Office of the Principal
Government First Grade College
K.R.Pura Bangalore – 36
Phone/fax: 080 – 25612375
www.gfgckrpuram.kar.nic.in
Email: gfgckrpuram@gmail.com

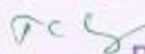
Calendar of Events

Date: 01/06/2015

With reference to the meeting held with the various convener(s) of the committee and the Heads of Departments, the following tentative schedule stands as the calendar of events of our college for the year 2015-2016.

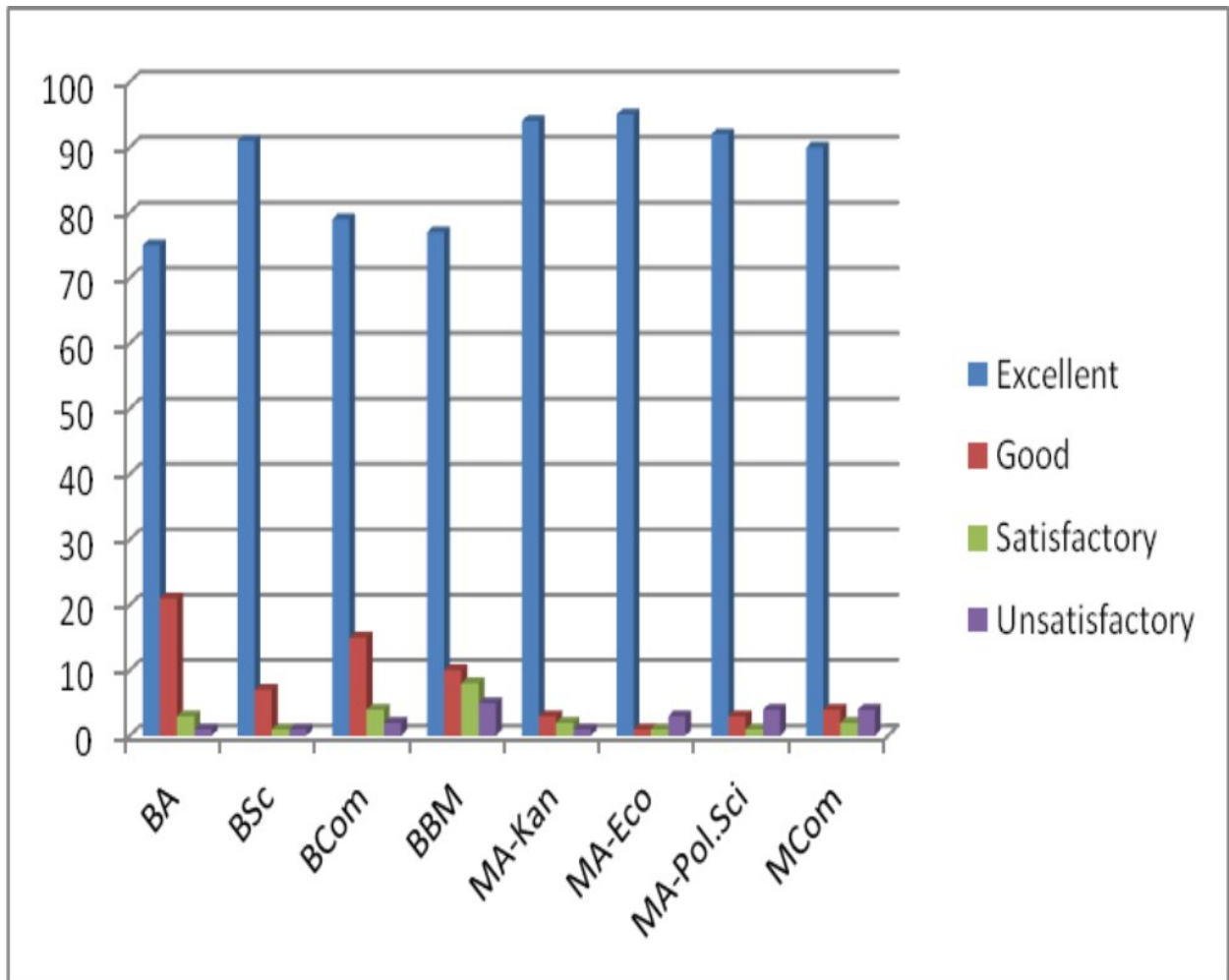
- 1) Orientation Programme - 06/07/2015
- 2) Parent Teachers Meet – 06/07/2015
- 3) Staff orientation – 25/07/2015
- 4) Talents search – 1st week of August 2015
- 5) Sports selection- 3rd week of August 2015
- 6) Faculty Workshop on ICT enabled teaching – 05/09/2015
- 7) College Day – 15/09/2015
- 8) Blood donation camp – 10/10/2015
- 9) University Examinations – ODD SEMESTER - November 2015
- 10) Workshop on TQM (Administrative and support staff) – 2nd week of December 2015
- 11) Inter-collegiate Cultural and Sports festival (Winter Carnival) – 3rd week of December
- 12) Mass media comm. competitions and literary activities – 2nd week of January 2016
- 13) Commerce and Management – fest 4th week of January 2016
- 14) Workshop on e- library and technology based teaching and learning – 2nd week of Feb
- 15) Science fest- 3rd week of February 2016
- 16) International Women's Day celebrations- 08/03/2016
- 17) College Valedictory – 20th April 2016
- 18) University Exams – 2nd week of May 2016


IQAC Coordinator


Principal
Govt. First Grade College
Krishnarajapura, Bengaluru-560

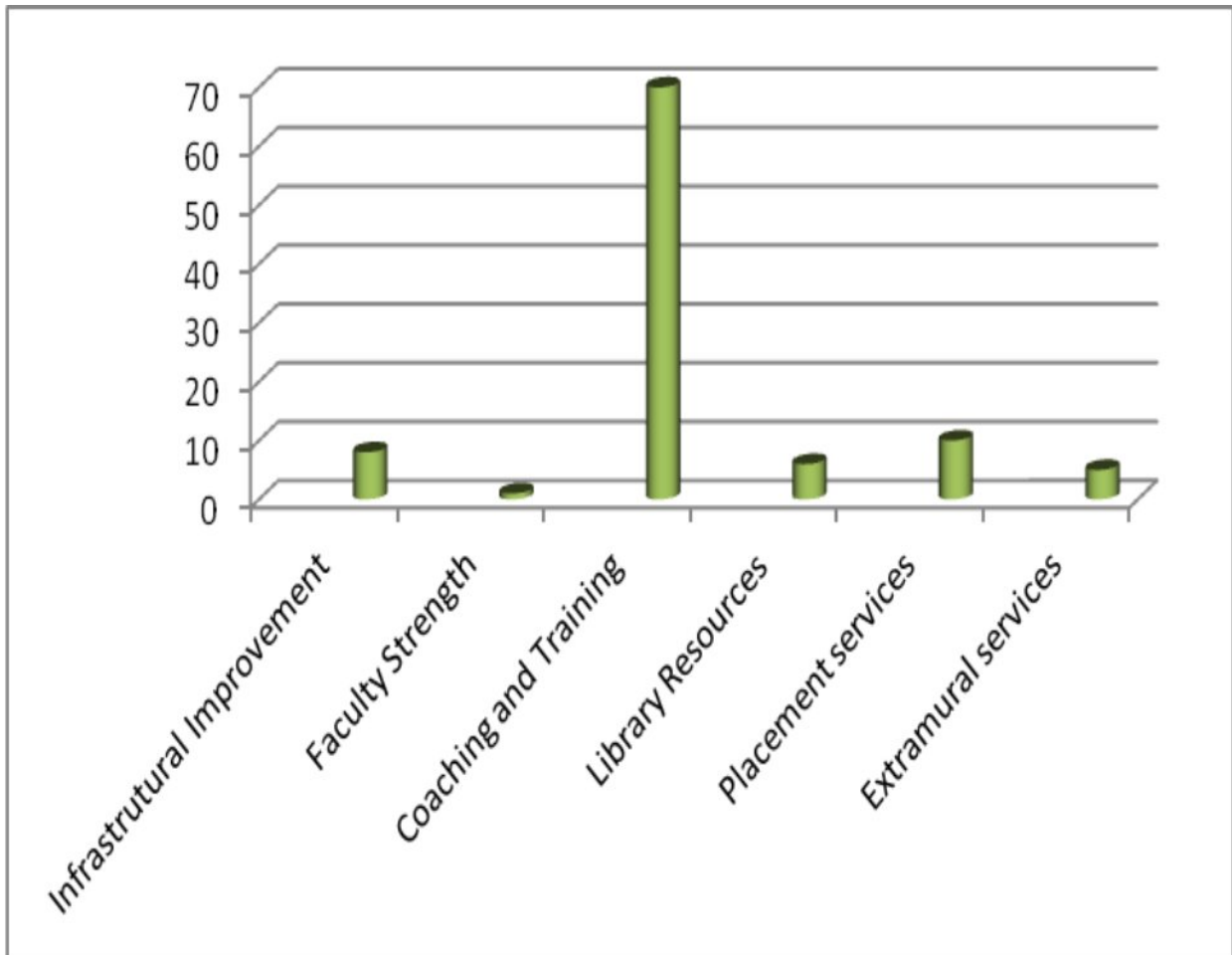
ANNEXURE – ii

Analysis of Student feedback on Teachers



ANNEXURE – iii

Analysis of the feedback from Alumni



Francis Maria Anand L

IQAC Coordinator

Dr. T C Chandrashekar

Principal