



GOVERNMENT OF KARNATAKA  
DEPARTMENT OF COLLEGIATE EDUCATION

GOVERNMENT FIRST GRADE COLLEGE,  
KOLAR-563101

(Affiliated to Bangalore North University)

FEEDBACK ANALYSIS REPORT FOR THE  
ACADEMIC YEAR 2019-20

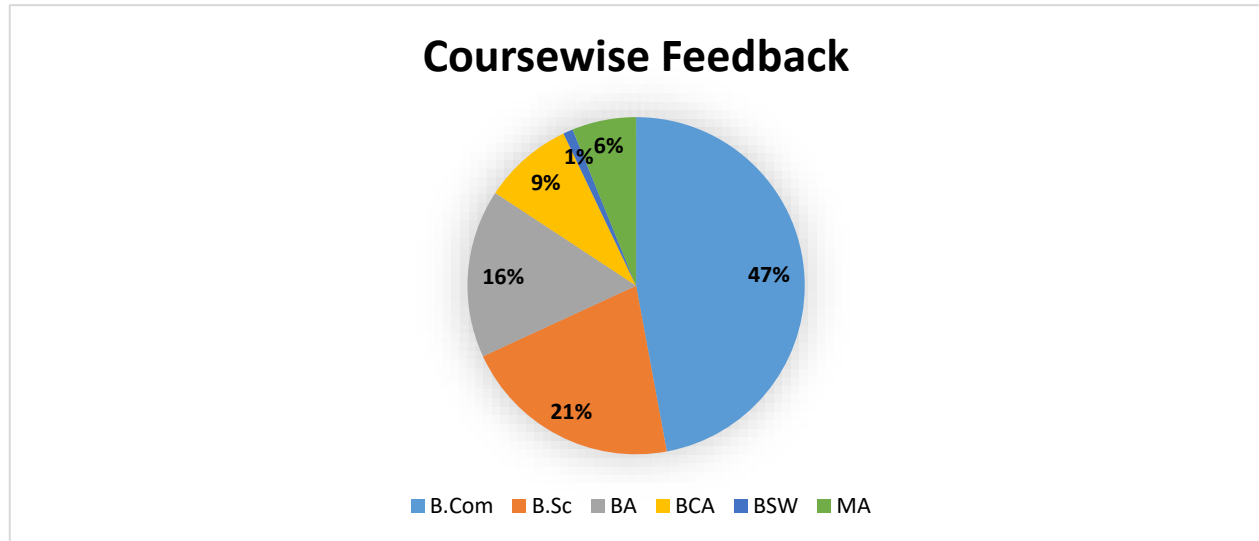
&

ACTION PLAN BY THE COLLEGE

## FEEDBACK-1: FEEDBACK FROM STUDENTS ON SYLLABUS

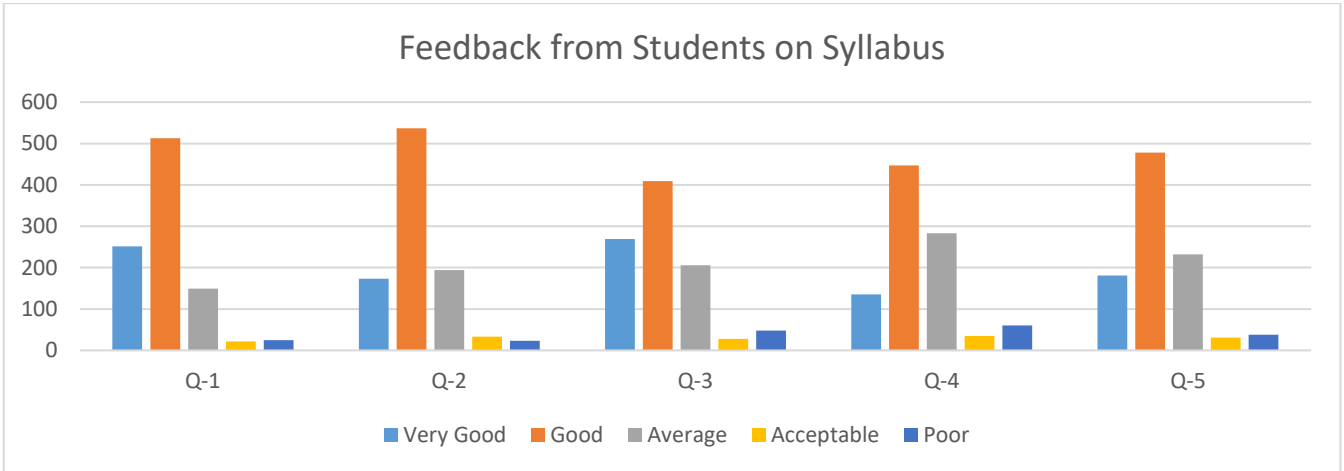
Out of the total strength of 1530 students we are able to collect 960 responses regarding feedback on syllabus. That results in 63 percent response from the students.

Out of the total respondent's majority (47%) are pursuing B. Com, 21% B.Sc., 16% are studying BA and the remaining BSW, BCA and MA. There is comparatively less response (27%) from sixth semester students when compare to fourth (33%) and second semester (40%).



### 1. FEEDBACK FROM STUDENTS ON SYLLABUS

Particulars	Very Good	Good	Average	Acceptable	Poor
Is Syllabus creating interest in you?	251	513	149	22	25
The link between the Chapters is	173	537	194	33	23
Availability of Reference books	269	409	206	28	48
Did Syllabus fulfill the expectations?	135	447	283	35	60
Overall the syllabus was?	181	478	232	31	38
Total	1009	2384	1064	149	194

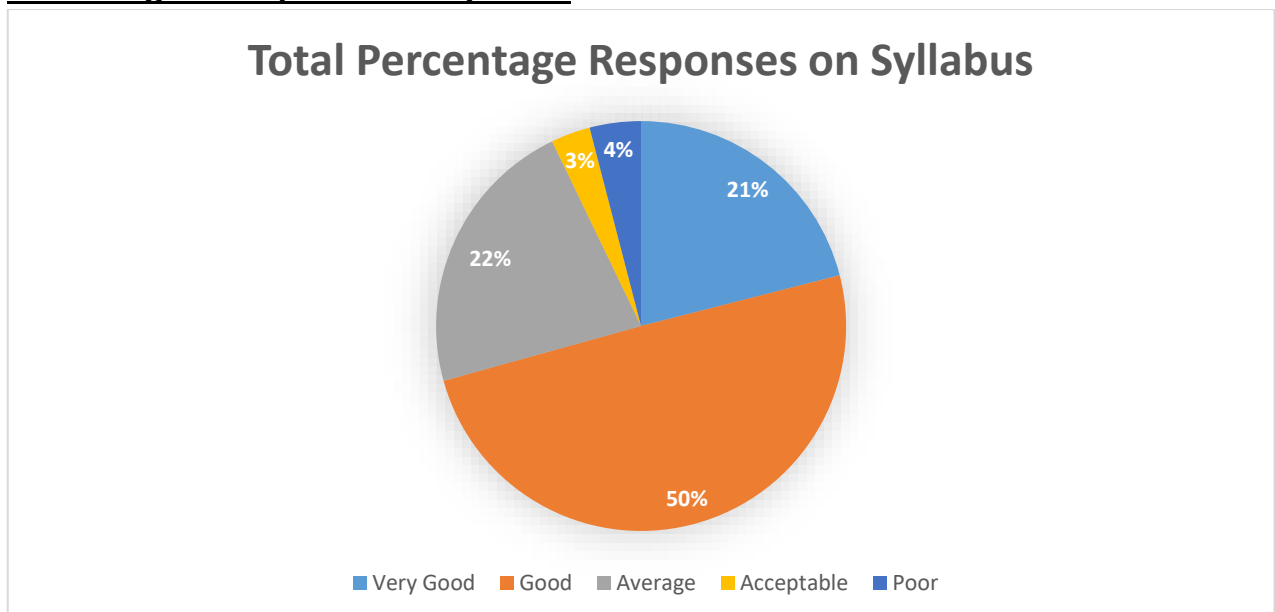


Majority of the students have expressed that syllabus creates good interest in them. and they feel that there is link between the chapters. Majority of the students have expressed good availability of reference books. Majority of the students have responded that the syllabus fulfils the expectations very well. Majority of the students have expressed that overall the syllabus is good.

#### **Action Plan by the college**

1. The college do not have flexibility to make changes in the syllabus. Teachers of our college who are members of BOS do the needful where ever such matters require attention.
2. There are reference books in the library. Books are bought from time to time according to the needs of the students. Our college library is biggest library in the first grade colleges of Karnataka.

#### **Percentage of responses on Syllabus**



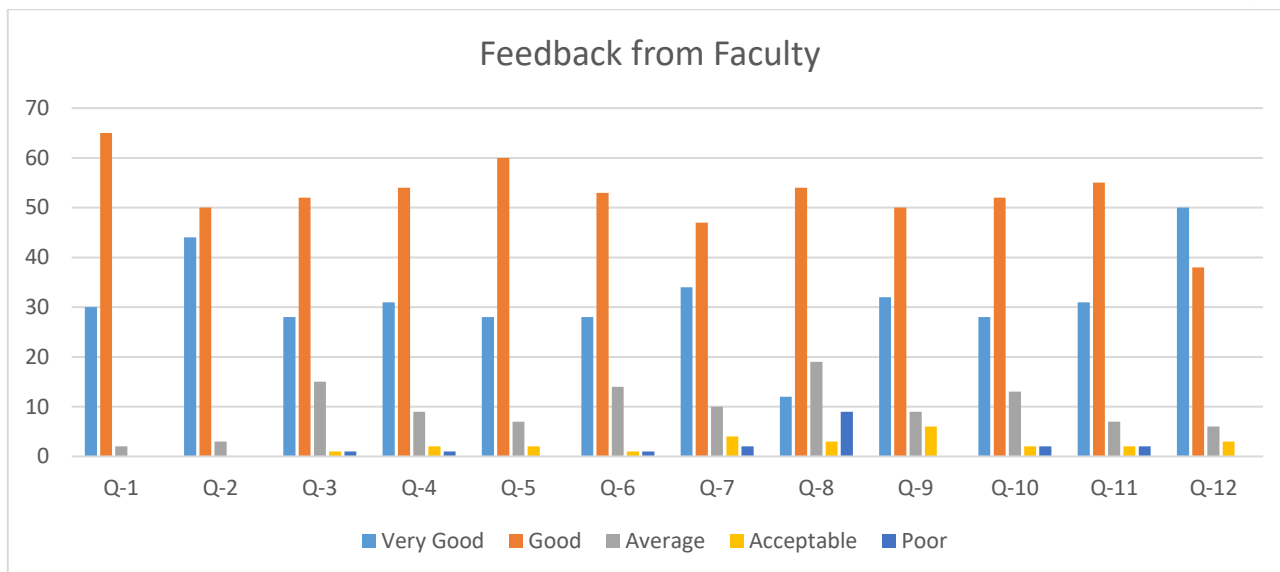
## FEEDBACK-2: FEEDBACK FROM FACULTY MEMBERS

Feedback from Faculty members on Curriculum / Infrastructure Governance/ IQAC was collected from all the faculty members. Total 10 associate professor, 32 assistant professors and 55 guest faculties are participated in the feedback survey. These are the feedback questions,

- Q-1. The Committee/BOS is taking care to ensure the relevance of the course offering and updating from time to time.
- Q-2. Aims, Objectives and outcomes of the course and syllabus are well defined and clear to students and faculty members.
- Q-3. Teaching of the subjects has encouraged the faculty members to conduct research work.
- Q-4. Student centered learning resources are available at college.
- Q-5. Institution academic calendar of events is designed and implemented in adherence to University calendar of events.
- Q-6. The library staff, resource and reading room are effective and accessible.
- Q-7. The classrooms, labs and furniture facilities are adequate and well maintained.
- Q-8. Supporting infrastructure like Toilet, Drinking Water, Canteen, Parking facilities are available.
- Q-9. The teachers are encouraged to organize/participate in workshops/ conferences/ community services/consultancy services on qualitative themes.
- Q-10. Sports infrastructure and Staff is effective and adequate.
- Q-11. The administration is sincerely putting efforts and accessible for the development of the institution.
- Q-12. The IQAC is working well for promoting quality to achieve excellence in higher education.

### FEEDBACK FROM FACULTY MEMBERS

Response	Q-1	Q-2	Q-3	Q-4	Q-5	Q-6	Q-7	Q-8	Q-9	Q-10	Q-11	Q-12
<b>Very Good</b>	30	44	28	31	28	28	34	12	32	28	31	50
<b>Good</b>	65	50	52	54	60	53	47	54	50	52	55	38
<b>Average</b>	2	3	15	9	7	14	10	19	9	13	7	6
<b>Acceptable</b>	0	0	1	2	2	1	4	3	6	2	2	3
<b>Poor</b>	0	0	1	1	0	1	2	9	0	2	2	0



The analysis regarding the committee /BOS is taking care to ensure the relevance of course offering and updating from time to time reveals that majority (65) have expressed it as good. 30 faculties have expressed very good and the remaining faculties have expressed it as average.

Majority (50) have expressed that aims, objectives and outcomes of the course and syllabus are well defined and clear to students and faculty members as good, 44 faculties have expressed as very good and the remaining faculties have expressed average.

With regard to teaching of the subjects which has encouraged the faculty members to conduct research work the analysis reveals that majority (52) have expressed it as good. 28 faculties have expressed very good and 15 faculties feels that the encouragement is average.

The analysis of availability of student centered learning resources at college majority (54) have expressed it as good. 31 faculties have expressed very good and 9 faculties feel that average resources the available at college.

90% of the faculty have expressed that institution academic calendar of events is designed and implemented in adherence to university calendar.

Majority of the respondents feels that the library facility in the college is good and 28 faculties feel that it is good. 15% has expressed that there is need for improving library resources and reading room facilities.

50% of faculty opine that classrooms, lab and furniture facilities are good whereas 34 faculties feel that it is very good. Remaining faculty members feel that facility it can be improved.

Majority (54) faculty members feel that the facilities are good, only 12 faculties feel that the facilities are very good whereas 19 faculties feel that the facilities are average.

Remaining faculty members feel that the supporting infrastructures need to be improved.

90% of the faculties have expressed that they are encouraged to organize or participate in workshops / conference/ community services/ consultancy services on qualitative theme. 15% of teachers feel that there is need for encouragement in this respect.

Majority (80) of the faculties have expressed the sports infrastructure and staff are good and very good whereas 13 faculties have expressed that the facilities are average and insignificant percentage of faculty expressed it as acceptable whereas few faculties feel that sports infrastructure facilities can be improved.

Majority (95%) of the faculties feel that the administration is sincerely putting very good efforts and accessible for the development of the institution.

Majority (91%) of the faculties feel that the IQAC is working very well for promoting quality to achieve excellence in higher education.

### **Action Plan by the College**

1. As teaching faculty felt some more encouragement required for research work it is decided to conduct orientation program on research in the college
2. To have good student centered learning resources college it was decided to focus on making available certain student centered learning resources.
3. Supporting infrastructure like Toilet, Drinking Water, Parking facilities are available in the college, canteen building is ready and planning to start canteen in the next academic year. And also planning to construct toilets in all departments in upcoming building funds.
4. As the college does not have play ground to conduct sports activities, planning to shift all sports activities to nearest junior college ground.
5. IQAC of the college is taking measures to bring all round development in the college

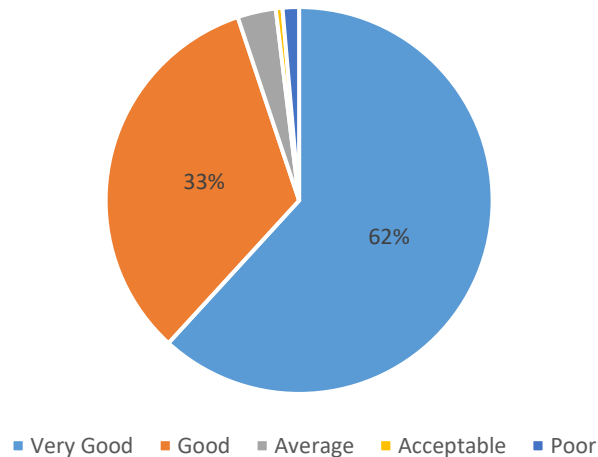
## **FEEDBACK-3: FEEDBACK FROM STUDENTS ON TEACHERS FOR THE ACADEMIC YEAR 2019-20**

We received 1966 responses from the present students on various faculty members who handle different subjects of their classes. Out of total responses 34.23% responses received from II semester students, 41.3% received from IV semester students and 24.47% from VI semester students. There are more responses from second semester students

### **Analysis**

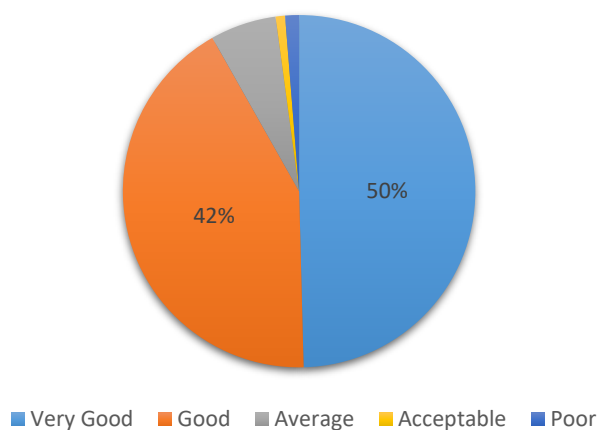
**1. Regularity of the teacher to class:** In respect of regularity of teacher to class majority (62%) of the students opine that they are very regular and 33% states that their regularity to the class is good. Overall students feel that teachers are very regular to classes. Only meagre percentage opine that teacher’s regularity is average

**Regularity of the teacher to class**



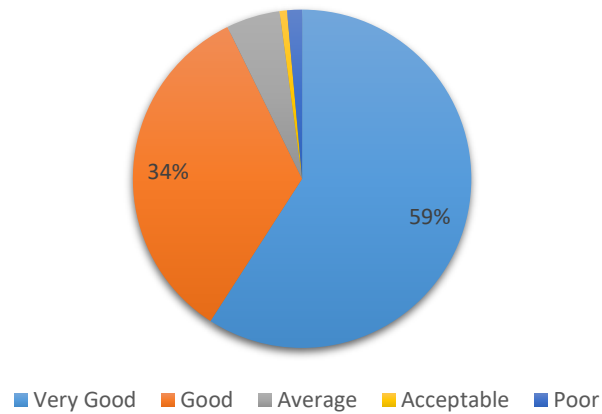
**2. Preparation to Class:** With regard to preparation of teachers to the class 92% states that teachers make enough preparation by stating it as ‘very good’ and ‘good’. Only few respondents feel that preparation is average and acceptable

**Preparation to the Class**



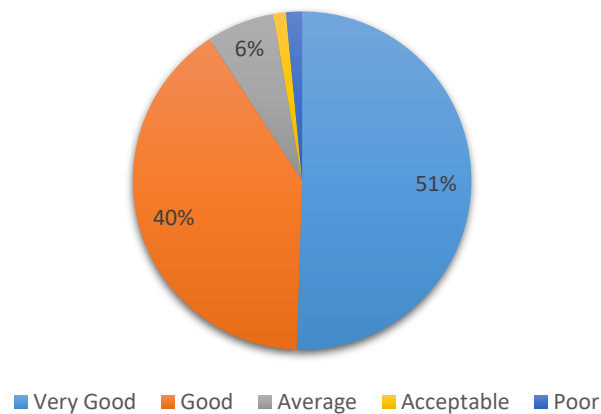
**3. Subject Knowledge of the Teacher:** About 93% of the responses states that teachers have deep knowledge of the subjects what they handle by marking it as ‘very good’ and ‘good’. Only few respondents feel that subject knowledge is average.

## Subject Knowledge of the Teacher



**4. Presentation & Communication Skills:** 51% of the responses states that teachers have very good communication skill, 40% states that they are good in communication. Very few responses states that communication skill among teachers is average and acceptable.

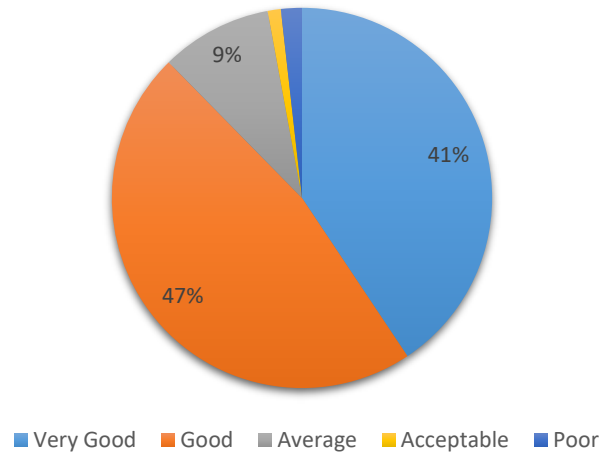
## Presentation and communication skills





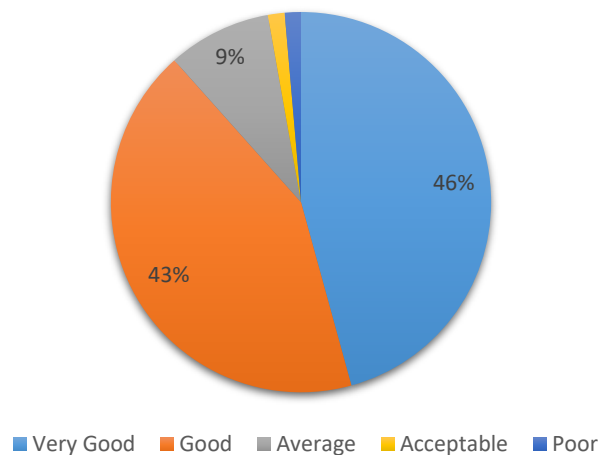
**5. Knowledge on Usage of ICT:** Majority (41%) of the responses opine that very good knowledge on usage of ICT is there among teachers. 47% feel that knowledge of ICT is good. Few responses states that it is average and acceptable.

### Knowledge on usage of ICT



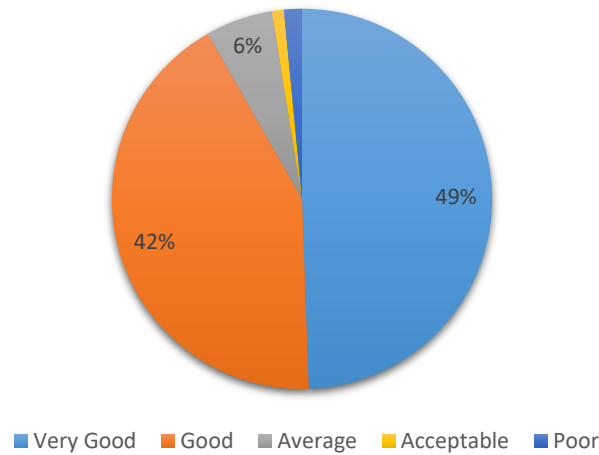
**6. Time allotted for Interaction:** Majority (89%) of the respondents are satisfied regarding the time allotted for interaction by stating it as 'very good' and 'good'. Few respondents feel that time allotted for interaction is average and acceptable.

### Time allotted to interaction



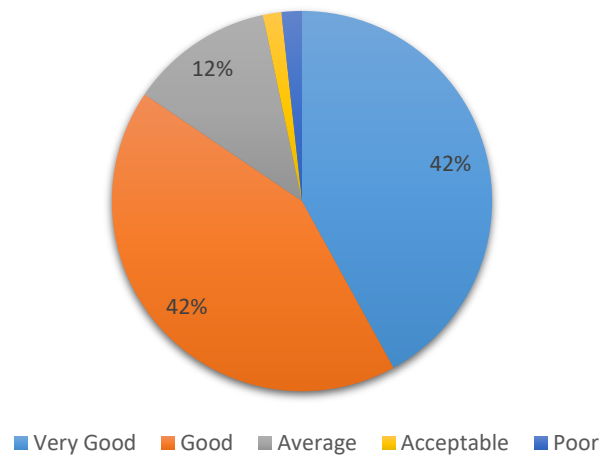
**7. Process of Internal Assessment:** Majority (91%) of the respondents are satisfied with the process of internal assessment system by stating it as 'very good' and 'good'. Few respondents feel that there should be some improvements in internal assessment by teacher.

### Process of internal assessment by teacher



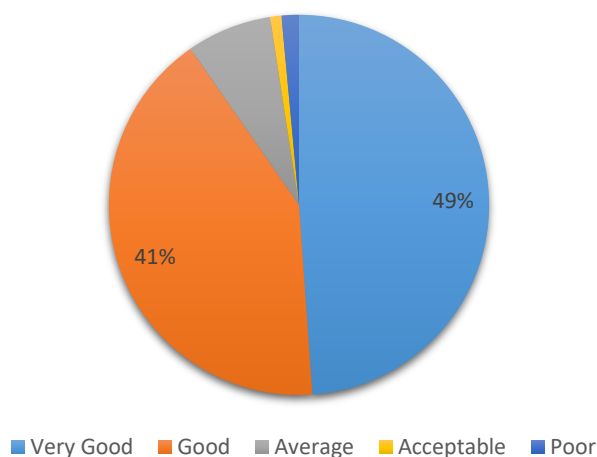
**8. Availability outside the class:** Majority (84%) of the Students are happy with the availability of teacher outside the class. Only few feel that there should be certain changes in this regard by stating it as average and acceptable.

### Availability outside the class



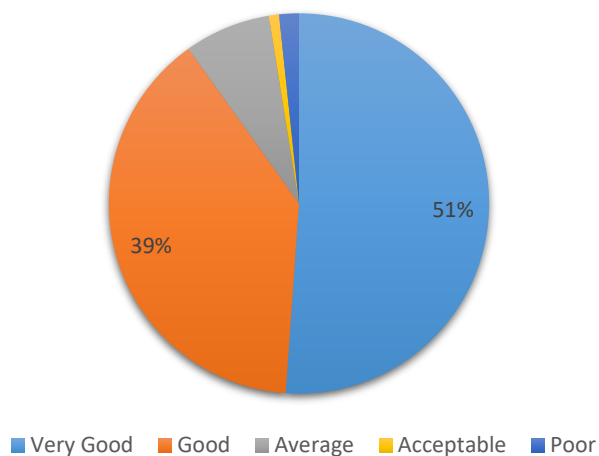
**9. Guidance and Mentoring:** Majority (90%) of the Students are happy with the guidance and mentoring system of the college. Only few feel that there should be certain changes in this regard by stating it as average and acceptable.

## Guidance and mentoring



**10. Overall Effectiveness:** Responses regarding overall effectiveness of the teacher about 51% feel that it is very good, 39% feel that there is good overall effectiveness of the teacher's Meagre percentage states the overall effectiveness as average and acceptable

## Overall effectiveness



### Action taken by the college

1. Every teacher will be informed about their analysis.
2. Every faculty are directed to make their SWOC analysis.
3. Based on the analysis measures should be adopted to make further improvements.
4. Any assistance regarding improvement in the quality of teaching can seek from the college or colleagues.

## FEEDBACK-4: FEEDBACK FROM ALUMNUS

Feedback was collected from alumnus of the college regarding administration and infrastructure of the college. 122 alumnus responded in this regard. Out of which 46% of the respondents are B.com graduate whereas 29% are B.A graduates, 19% are B.Sc graduates, 4% BBA graduates and 2% are MA graduates. Majority of the respondents are graduated after 2013. The questions asked for response are

Q-1: Alumni Association / Network of old friends of your college

Q-2: Head of the institution is accessible

Q-3: Administrative staff of the institution is accessible for various services

Q-4: Faculty members are reachable for guidance and support

Q-5: Alumni members are encouraged to provide valuable suggestions for the growth of the institution

Q-6: Platform is provided for regular interaction with current students

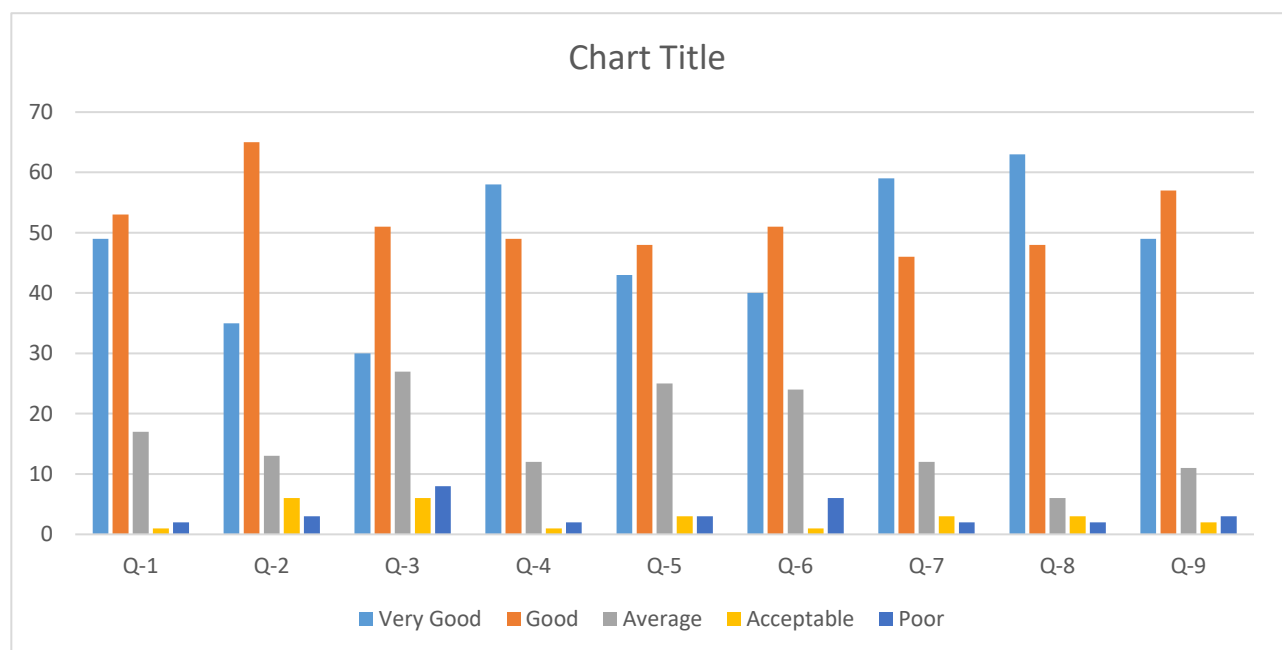
Q-7: Rate the course you studied in terms of employability skills

Q-8: Rate your stay at college in terms of teaching, learning and administration

Q-9: Overall feedback about college

### Responses received

Response	Q-1	Q-2	Q-3	Q-4	Q-5	Q-6	Q-7	Q-8	Q-9
<b>Very Good</b>	49	35	30	58	43	40	59	63	49
<b>Good</b>	53	65	51	49	48	51	46	48	57
<b>Average</b>	17	13	27	12	25	24	12	6	11
<b>Acceptable</b>	1	6	6	1	3	1	3	3	2
<b>Poor</b>	2	3	8	2	3	6	2	2	3



42% of the alumnus feels that Alumni Association/Network of old friends of the college is good and 40% opine that there is a strong alumni association/Network of old friends of the



college

52% of the alumnus feel that they have good accessibility with the head of the institution. 30% opine that there is very good accessibility of the head of the institution.

41% of the alumnus feel that there is very good service of the administrative staff of the institution and is accessible for various services and 25% opine that there is good administrative staff and are accessible for various services.

Majority (51%) feel that faculty members are very good regarding reachability to guidance and support. Another 46% feel that their reachability to faculty members for guidance and support is good. Only meager percentage of alumnus feel that it is average and acceptable level.

Majority (80%) feel that alumni members are encouraged to provide valuable suggestions for the growth of the institution to a great extent. Only few feel that there is less encouragement for valuable suggestion of alumnus.

Majority (81%) feel that platform is provided for regular interaction with current students. About 17% feel that such platform is provided occasionally by stating it as average. Only few feel that there is less encouragement for regular interaction with current students.

Majority (50%) feel that rate of course what they studied in terms of employability skills is very good. Another 45% feel that it is good. Whereas very few states that it is average.

Majority (52%) of the alumnus stated that their stay at college in terms of teaching, learning and administration is very good. Another 40% stated that their stay at college in terms of teaching learning and administration was good. Only 1.5% says it as average.

Overall feedback of the alumnus about the administration and infrastructure of the college is good.

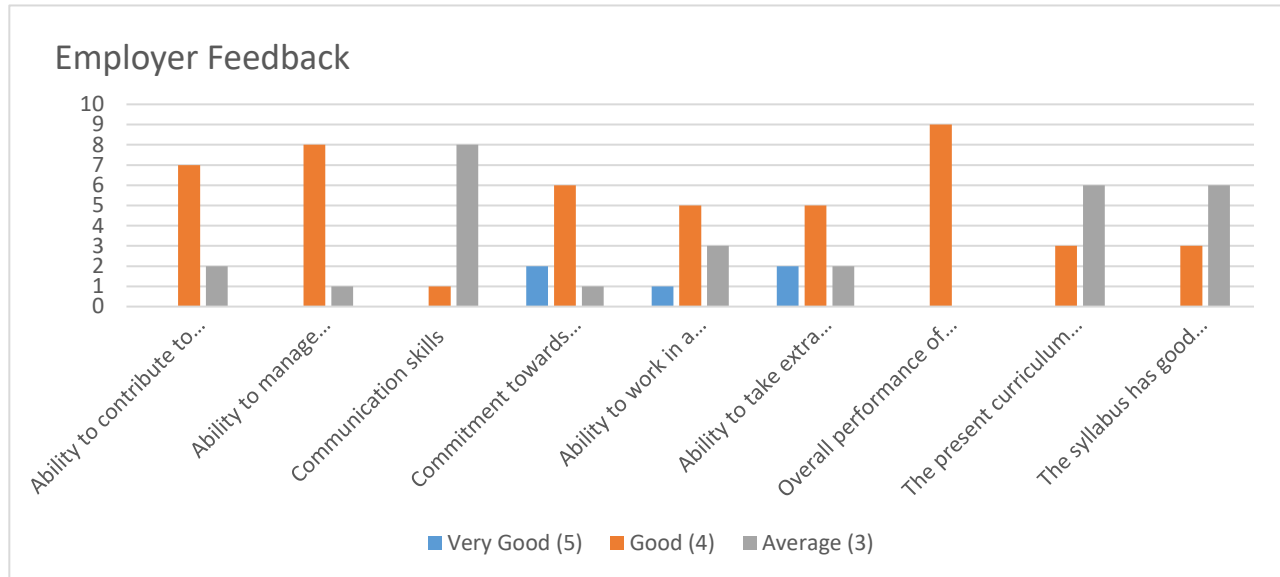
### **Action Plan by the College**

It was decided to encourage alumni members to interact with the present students as well as provide suggestions for the development of the college It is proposed to organize meeting of present students and old students to provide regular platform to have encouragement for regular interaction with current students. And also planned to improve registrations to college alumni association.

## **FEEDBACK-5: FEEDBACK FROM EMPLOYER**

We received 09 feedbacks from employer on curriculum and students, all are from private sector. Those who are working in private sectors work for local small scale business organizations and finance companies. Majority of alumnus are working for schools as assistant teachers and work cashiers for business firms. Few work as sales executives.

## Feedback from Employer on Curriculum and Students



Majority of the employers feel that alumnus of our college who are employed in their organisations are either very good or good ability to contribute to achieve the goals and objectives of their organisation whereas few of the employers feel that their ability to achieve goals are average. Most of the employers feel that, the communication of our alumnus is average and the commitment, ability to work in group and ability to take extra responsibility among our alumnus is good. Most of the employers think that the present curriculum matching average to the needs of industry. And also they think that the syllabus has average balance between theory and its application.

### Action Plan by the College

On the basis of the feedback from the employer it was decided to conduct programmes on enhancing leadership skills, communication skills, group dynamism, maintaining good work relationship, ability to take responsibility and work culture. Curriculum should be taught focusing on new skills required by the present needs of the industry and economy. Steps should be taken to invite resource persons with entrepreneurial skills to guide the students. Efforts should be made to arrange industrial visit and skill development trainings and workshops for the benefit of our students. And also started spoken English classes in the college.

Principal  
Govt. First Grade College  
KOLAR-563101.