



**Government of Karnataka  
Department of Collegiate Education  
Government Womens College, Hunsur Mysore Dist-571105  
(Accredited by NAAC with B Grade) (Affiliated to Mysore University)**

website: <https://gfgc.kar.nic.in/hunsur-women/>  
email: gwchunsur2007@gmail.com

Office of the Principal  
Ph. No:08222-251251

---

**INTERNAL QUALITY ASSURANCE CELL**

**FEEDBACK FROM STUDENTS ON TEACHERS 2017-18**

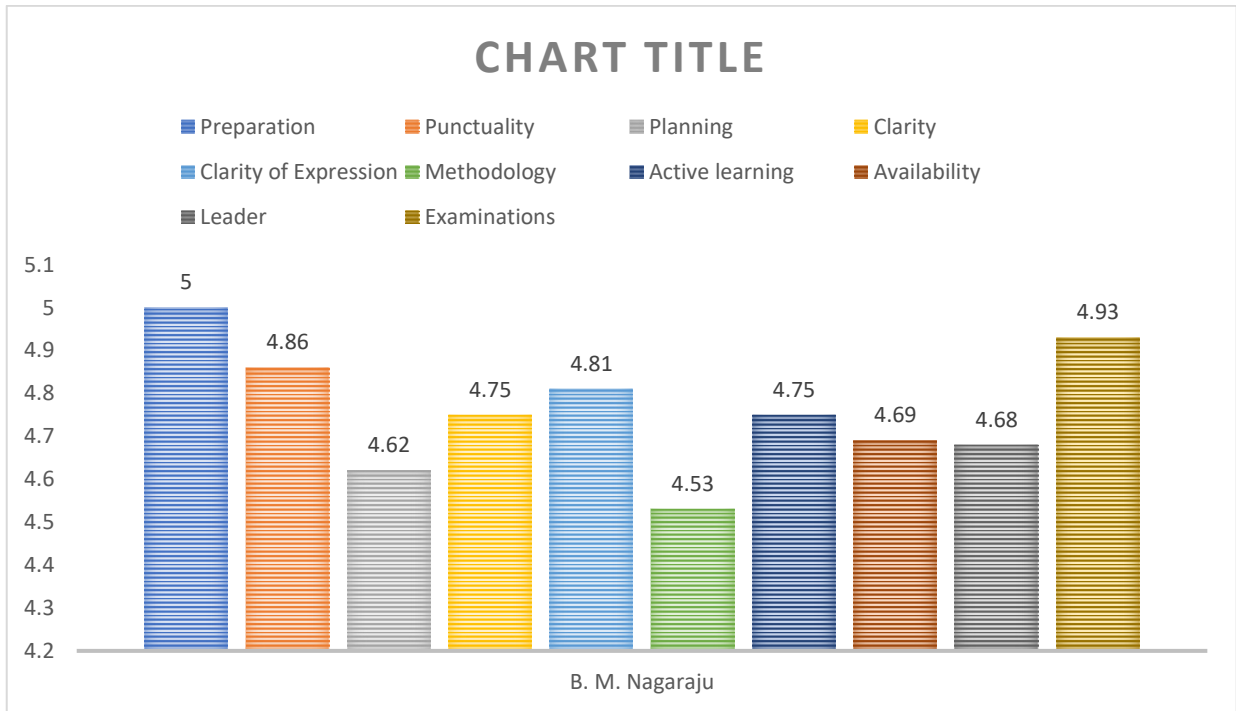
The Internal Quality Assurance Cell, Government Womens College, Hunsur distributed questionnaire to students and collected feedback about teachers. The questionnaires contained ten parameters pertaining to teachers' preparation for the class, presentation, etc. Collected data were analysed and presented using bar graphs and pie charts which enable one to understand data without much difficulty.

Parameters that were rated by students;

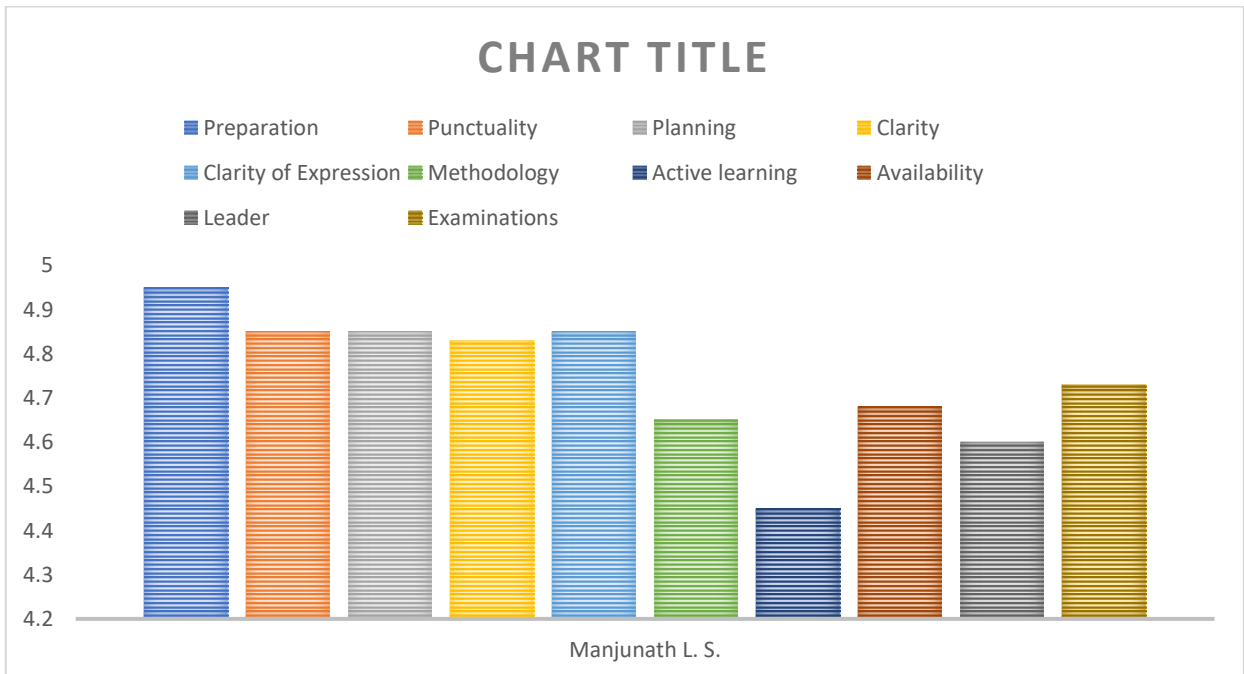
1. Preparation for the class
2. Punctuality in conducting class
3. Planning and completion of syllabus on time
4. Clarity of presentation (ideas, concepts, explanation etc.)
5. Clarity of expression like language and voice
6. Methodology used to impart knowledge (use of black board, charts, teaching aids etc.)
7. Active learning methodology used like group discussion, tutorials, assignments, seminars, field visit, quiz etc.
8. Availability to students outside the class for clarification, counselling, career guidance etc.
9. Teacher role as a leader/ mentor/ motivator/ guide/ facilitator/ counsellor
10. The examinations/ assignments are graded fairly

**Following bar graphs show faculty-wise feedback**

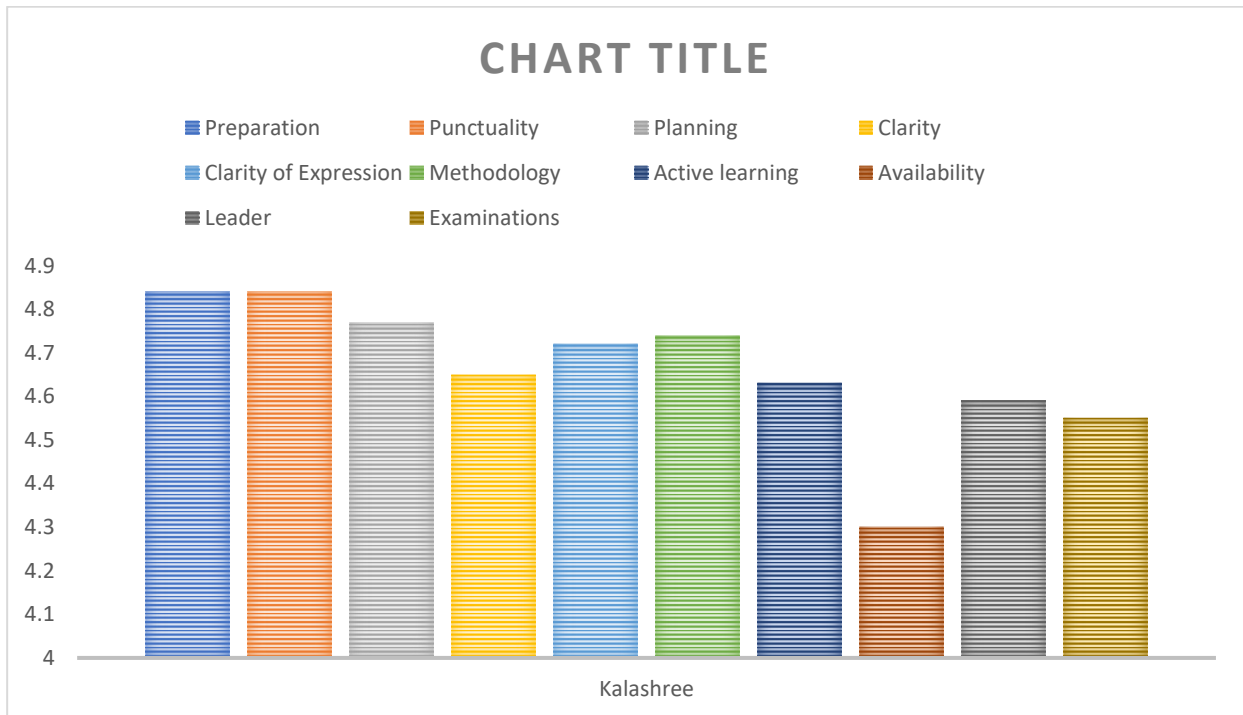
**1. B M Nagaraju**



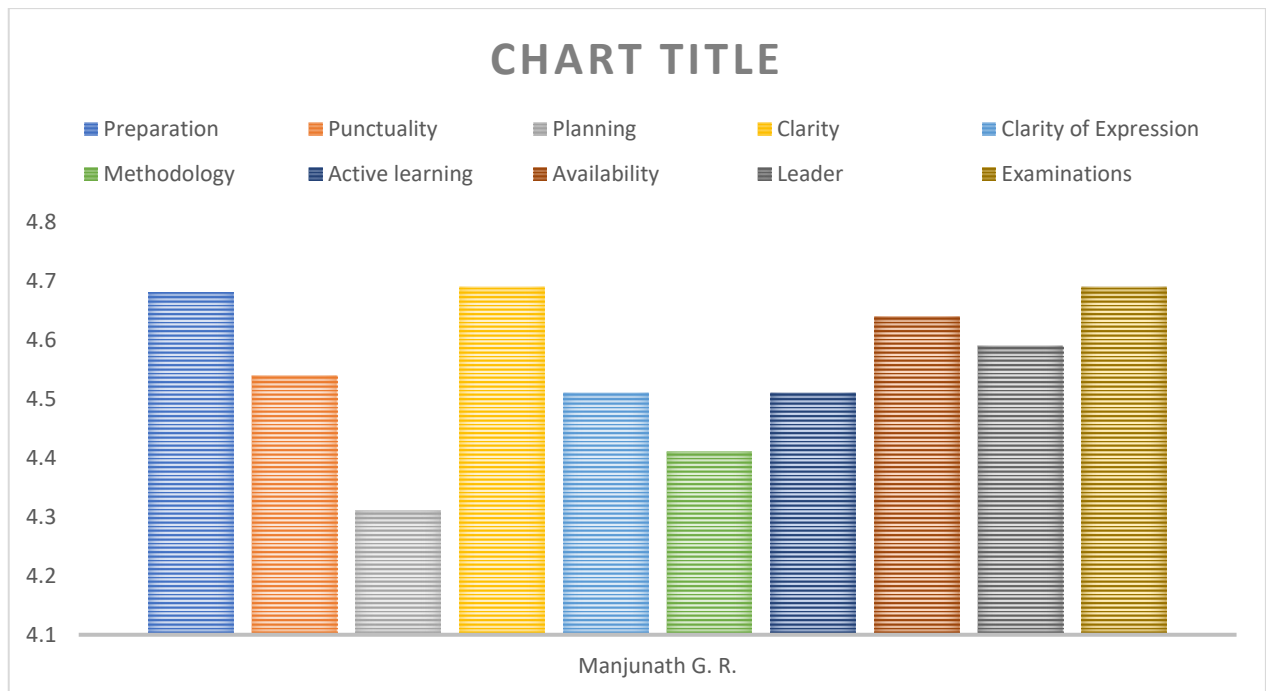
**2. Mnjunatha L S**



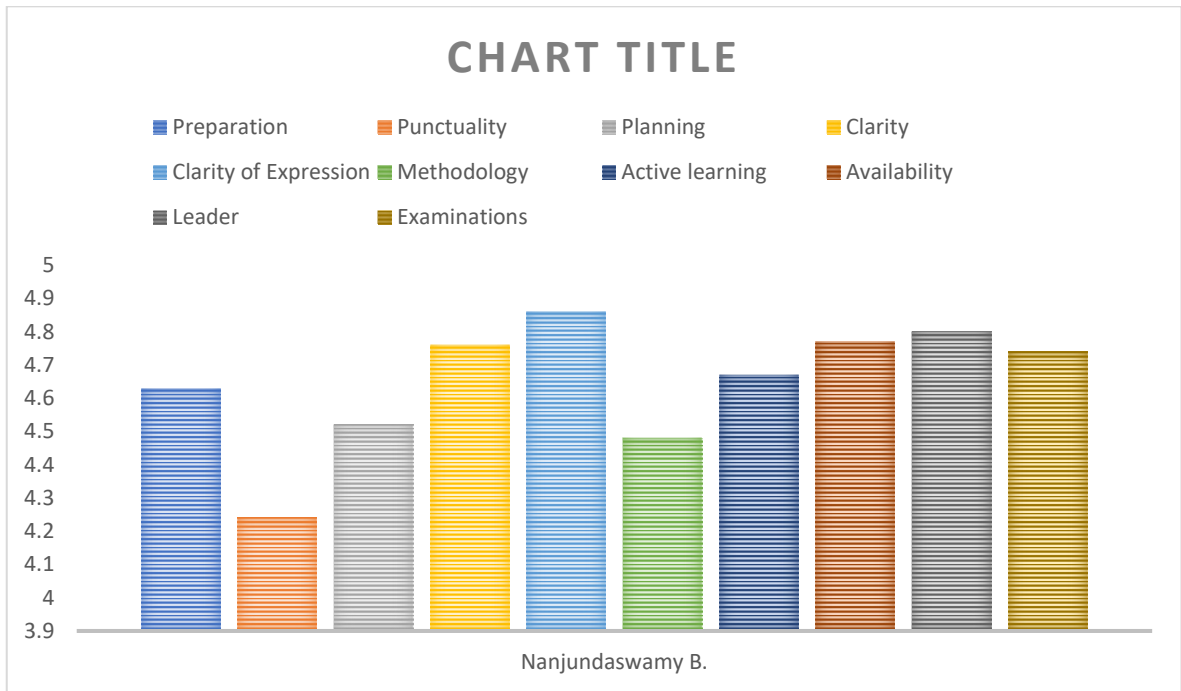
### 3. Kalashree



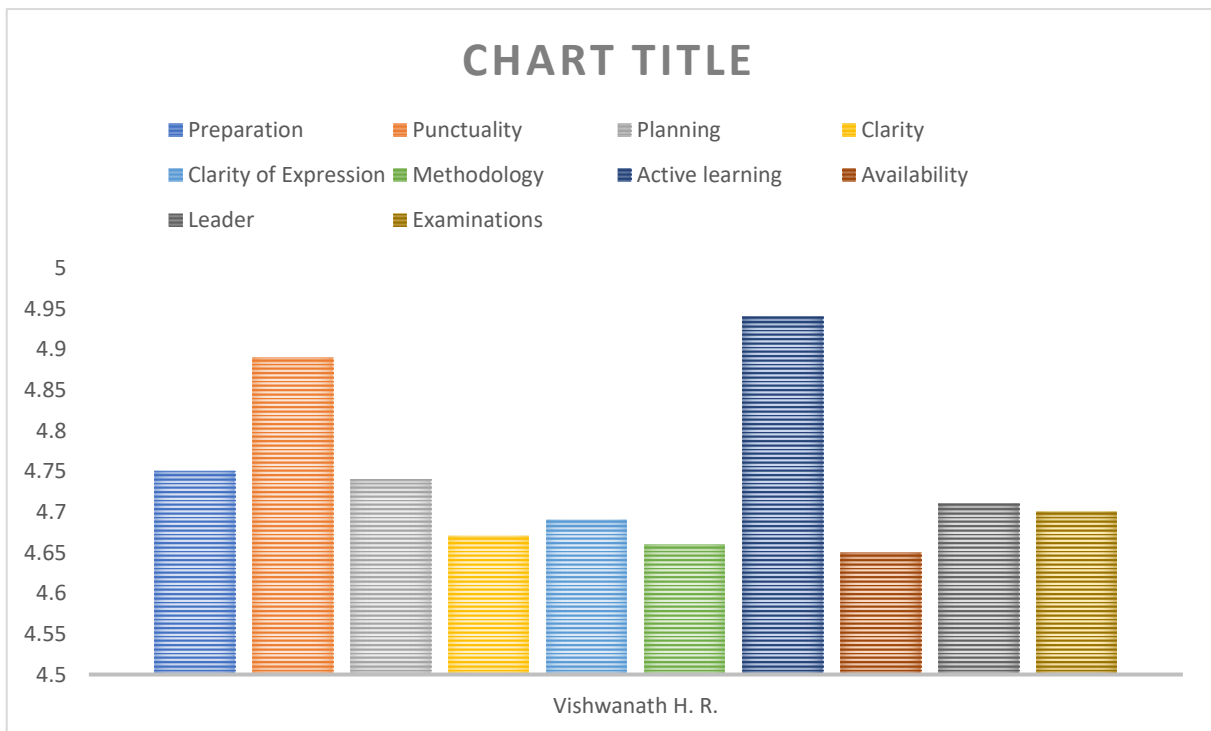
### 4. Manjunath G R



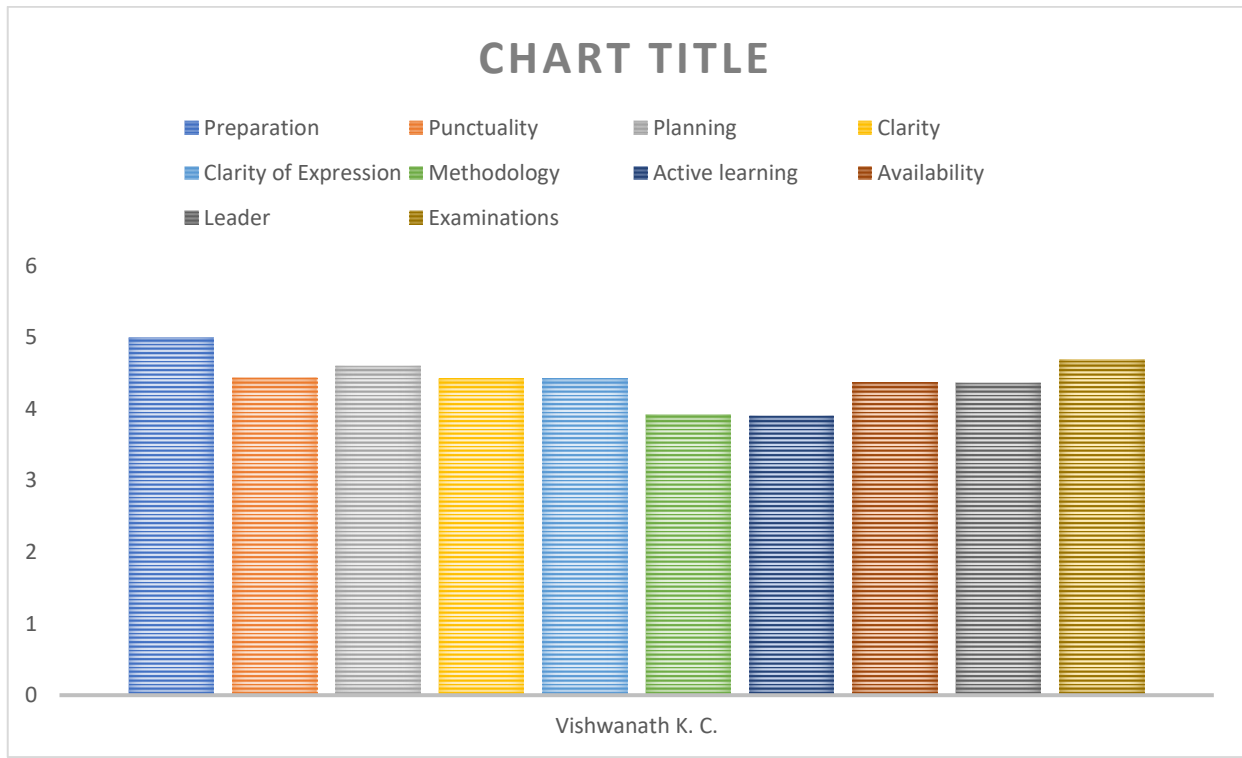
## 5. Nanjundaswamy B



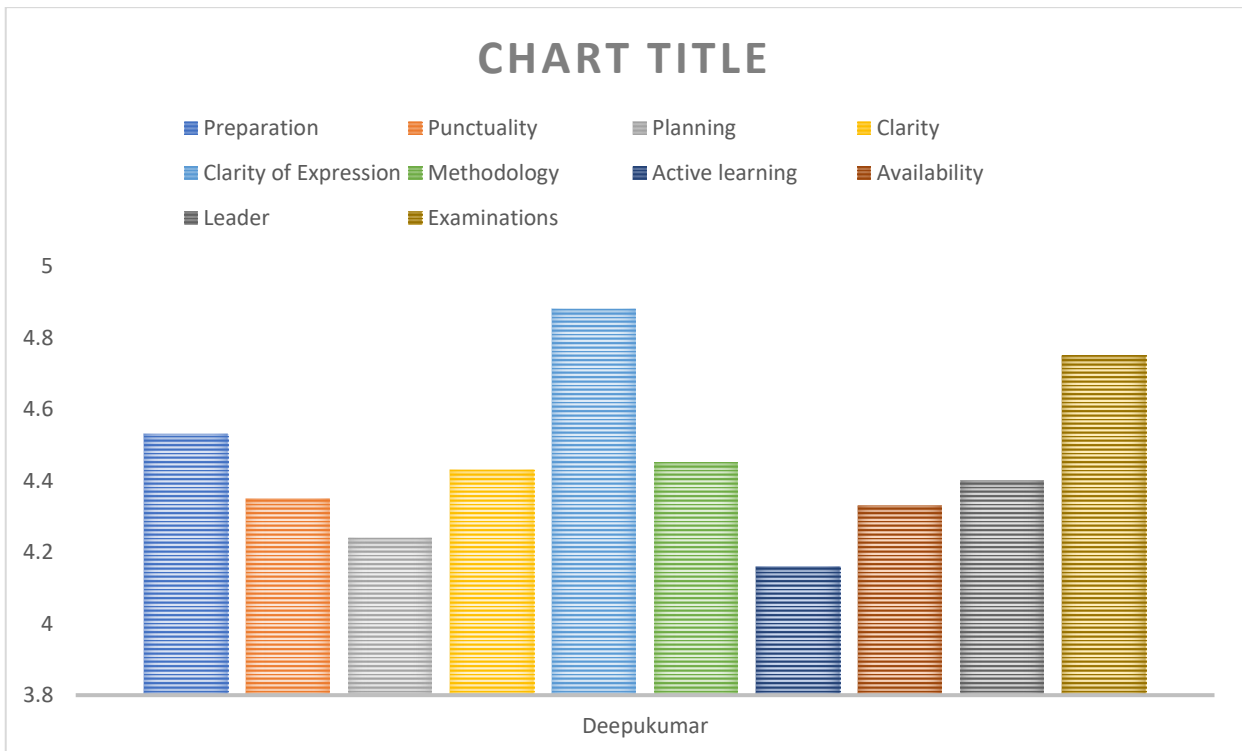
## 6. Vishwanath H R



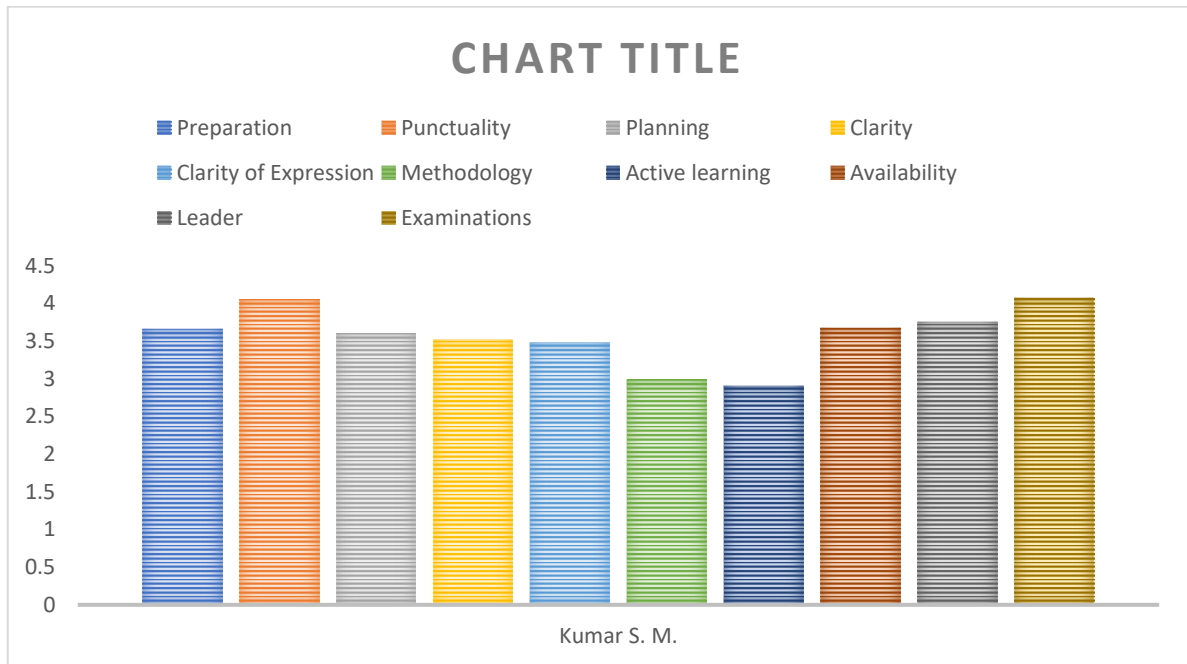
## 7. Vishwanath K C



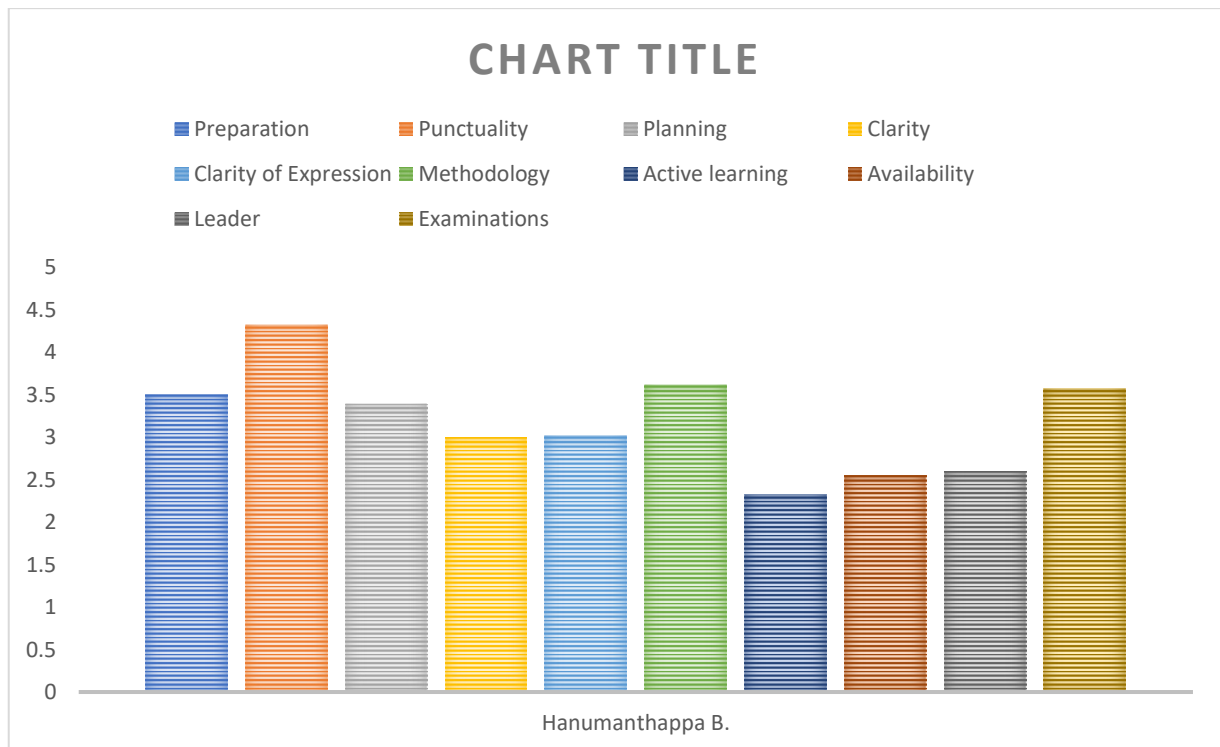
## 8. Deepu Kumar



## 9. Kumar S M



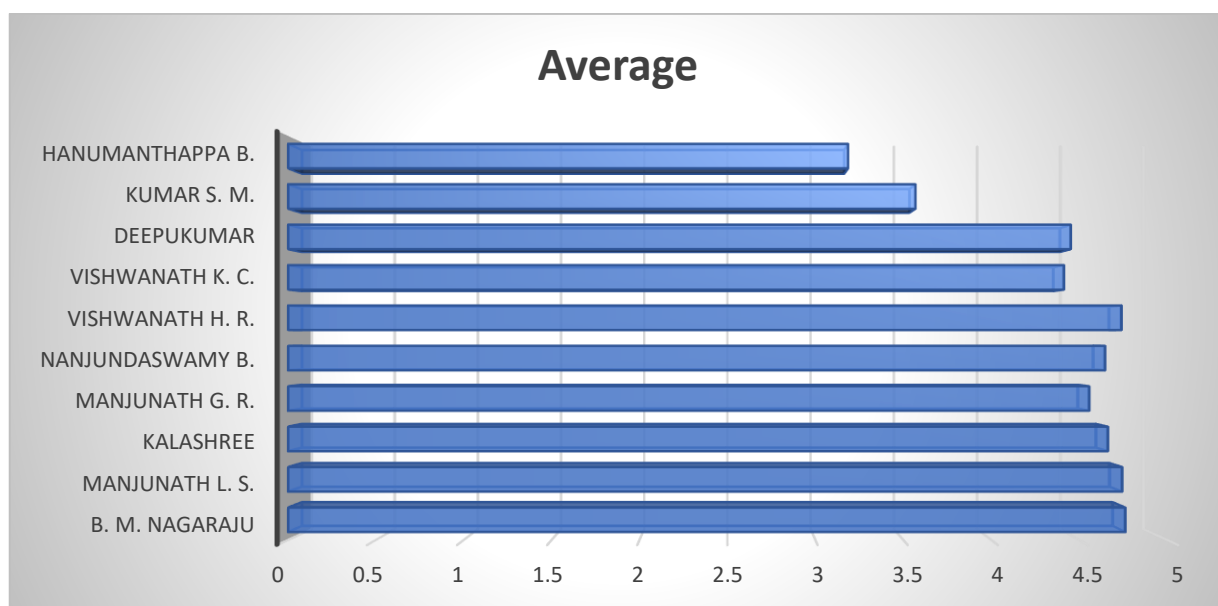
## 10. Hanumanthappa B




**Table Average score of all faculty members**

Faculty Name	Preparation	Punctuality	Planning	Clarity	Clarity of Expression	Methodology	Active learning	Availability	Leader	Examinations	Average Score
B. M. Nagaraju	5	4.86	4.62	4.75	4.81	4.53	4.75	4.69	4.68	4.93	<b>4.762</b>
Manjunath L. S.	4.95	4.85	4.85	4.83	4.85	4.65	4.45	4.68	4.6	4.73	<b>4.744</b>
Kalashree	4.84	4.84	4.77	4.65	4.72	4.74	4.63	4.3	4.59	4.55	<b>4.663</b>
Manjunath G. R.	4.68	4.54	4.31	4.69	4.51	4.41	4.51	4.64	4.59	4.69	<b>4.557</b>
Nanjundaswamy B.	4.63	4.24	4.52	4.76	4.86	4.48	4.67	4.77	4.8	4.74	<b>4.647</b>
Vishwanath H. R.	4.75	4.89	4.74	4.67	4.69	4.66	4.94	4.65	4.71	4.7	<b>4.74</b>
Vishwanath K. C.	5	4.44	4.6	4.43	4.42	3.92	3.9	4.37	4.36	4.69	<b>4.413</b>
Deepukumar	4.53	4.35	4.24	4.43	4.88	4.45	4.16	4.33	4.4	4.75	<b>4.452</b>
Kumar S. M.	3.66	4.05	3.6	3.52	3.48	2.99	2.9	3.67	3.75	4.07	<b>3.569</b>
Hanumanthappa B.	3.5	4.32	3.39	2.99	3.02	3.61	2.32	2.55	2.59	3.57	<b>3.186</b>
	<b>4.554</b>	<b>4.538</b>	<b>4.364</b>	<b>4.372</b>	<b>4.424</b>	<b>4.244</b>	<b>4.123</b>	<b>4.265</b>	<b>4.307</b>	<b>4.542</b>	

**Graph showing the average scores of all teachers for all parameters**



**Analysis:** The analysis shows mean values of parameters as rated by students on teachers. The overall results demonstrate that the majority of the students are highly satisfied (as the rating is more than 4) with teachers' preparation, punctuality, methodologies used, leadership skills in teachers, and their availability outside the class.

  
 PRINCIPAL  
 Government Women's College  
 Hunsur  
 Mysore (Dt) - 571 103